



Executive Council of Indian Academy of Cytologists

President

Dr Manju Kaushal

President Elect

Dr Prabal Deb

Secretary

Dr Nalini Gupta

Treasurer

Dr Indranil Chakrabarti

Editor In Chief JOC

Dr Rohit Tiwari

Chairperson A & E Committee

Dr M M Kamal

Webmaster

Dr Sandeep R. Mathur

Chairperson, Intl. Affairs Committee

Dr R G W Pinto

Rule Master

Dr Dev Prasoon

EQA Chairperson

Dr Sandeep R. Mathur

Editor Newsletter

Dr (Maj) Palash Kumar Mandal

Indian Editor Acta Cytologica

Dr Shyama Jain

Executive Committee Member

Dr Deepa Rani

Dr Meeta Singh

Dr Vaishali Walke

Message from the President

Dear Members,

Warm greetings and a Happy New Year to all the members of Indian Academy of Cytologists.

It is both a privilege and a distinguished honour to serve as President of this prestigious Academy for the year 2026. I extend my heartfelt gratitude to all members for the trust and confidence reposed in me, and I assure you all of my dedicated service to the Academy. I extend my congratulations to the new IAC team and look forward to working together with renewed energy and enthusiasm towards continued progress of our Academy.

It is heartening that over the past decade, Cytology has witnessed remarkable growth driven by advances in minimally invasive techniques and molecular diagnostics for precise diagnosis and targeted therapy. The inclusion of Cytology in the WHO blue books alongside histopathology has given long-deserved visibility and recognition to our speciality. Furthermore, the integration of Cyto-histopathology will offer a more holistic understanding of the subject, particularly for our younger colleagues.

With advancing diagnostic technologies, Cytologists are assuming an ever more critical role in ensuring optimal sample collection, meticulous processing, and effective triaging for accurate and timely diagnostic outcomes. It is essential that young Postgraduate trainees develop strong fundamental skills, particularly FNA sampling and clinico-radiological correlation as an integral part of their training.

There is also a growing demand for well-trained Cytotechnicians and Cytotechnologists. Although IAC is actively training skilled Cytology technicians, their contributions are currently limited to a few selected centres. In order to strengthen our base, Cytology Laboratories should encourage their technical staff to pursue certificate courses, thereby promoting further growth of Cytology practice.

While Cytology is widely practiced across India, the formation of additional State Chapters is essential to extend services to remote areas, strengthen academic activities and encourage greater participation and professional development of young Cytopathologists. Their enthusiastic participation in State, National & International Conferences & CMEs, would further broaden their knowledge and expertise.

I invite your valuable suggestions and encourage collective efforts to make our Academy more interactive, dynamic and vibrant.

With best wishes & warm regards,

Dr. Manju Kaushal, *President*,
Indian Academy of Cytologists
Emeritus Professor & Consultant, Pathology
ABVIMS; Dr. RML Hospital
New Delhi





Message from the Secretary

Greetings,

I wish you all a very happy, healthy, and prosperous New Year.

At the outset, I warmly welcome our new President, Dr. Manju Kaushal, and look forward to working closely with her in advancing our shared goals in cytopathology. I sincerely thank the Indian Academy of Cytologists (IAC) for entrusting me with the responsibility of serving as Secretary- an honour I deeply value and cherish.

CYTOCON 2025, held in November in the beautiful coastal city of Puducherry, was a remarkable academic success. I congratulate the Organizing Chairperson, Organizing Secretary, and the entire team for delivering a seamless and enriching conference that reflected the vibrant academic spirit of our fraternity. I also appreciate our State Chapters for their continued commitment to grassroots academic activities across the country.

Our presence at the 22nd International Cytology Congress in Florence highlighted the growing global recognition of Indian cytopathologists, with many members contributing through presentations, seminars, and leadership roles.

Looking ahead, CYTOCON 2026 in Lucknow promises to be another academic milestone, with distinguished faculty, pre-conference CME, orations, workshops, and opportunities for meaningful networking. I commend Dr. Ram Naval Rao and his team for their dedicated efforts.

As Secretary, I am committed to ensuring that our Academy contributes significantly toward the elimination of cervical cancer- through creating awareness, training pathologists, and promoting affordable HPV testing. We are also in the process of collecting nationwide data on cytopathology practices to streamline procedures and develop our own evidence-based guidelines for uniform and quality practice across the country.

For me, cytology is not merely a specialty- it is a lifelong passion that continues to inspire learning, teaching, and collaboration.

As Albert Einstein wisely said, "Strive not to be a success, but rather to be of value." Let us continue to add value to our profession and remain lifelong learners guided by our mentors.

I warmly invite your constructive suggestions and active participation- your engagement is the true strength of our Academy.

With warm regards,

Dr. Nalini Gupta, Secretary
Indian Academy of Cytologists
Professor, Department of Cytology and Gynecologic Pathology
PGIMER, Chandigarh



Call for Awards 2026

Nalini Bai Thakkar Award: For the best oral paper presented in a special award session at the Annual Conference of IAC by an MBBS doctor under the age of 35 years (as determined by his age as on 31st December 2026) who is either doing or has done post graduation in Pathology in India. Details about the award, eligibility and procedure are available on the IAC website www.cytoindia.com under the heading Standard Operating Procedure (SOP) > Part C - Orations, Lectures, Slide seminars, Awards > Nalini Bai Thakkar (NBT) Award.

Jwala Devi Award: For the best oral paper presented at the Annual Conference of IAC by a cytotechnician or a cytotechnologist working in India. Details about the award, eligibility and procedure are available on the IAC website www.cytoindia.com under the heading Standard Operating Procedure (SOP) > Part C - Orations, Lectures, Slide seminars, Awards > Jwala Devi Award.

Col. D. B. Nayar Memorial Award: For the best oral paper on oncology presented in a special award session at the Annual Conference of IAC by an MBBS doctor under the age of 35 years (as determined by his age as on 31st December 2026) who is either doing or has done post graduation in Pathology in India. Details about the award, eligibility and procedure are available on the IAC website www.cytoindia.com under the heading Standard Operating Procedure (SOP) > Part C - Orations, Lectures, Slide seminars, Awards > Col. D. B. Nayar Memorial Award.

Call for Topics for CYTOCON 2027

Call is made for submission of topics for CME, Symposium and Workshops for CYTOCON 2027 at AIIMS Bhopal. Details of the procedure are available on the IAC website www.cytoindia.com under the heading Standard Operating Procedure (SOP) > Annual National Conference > Continued Medical Education (CME) / Symposium / Workshops. The same is to be sent to the Secretary Indian Academy of Cytologists by E-mail preferably by 15th Sep 2026 at E-mail: secty.iac@gmail.com; CC the e-mail to nalini203@gmail.com

Announcement for Dr. Satya Monga Award

The award is for best paper published in the field of immunocytochemistry and molecular techniques applied in cytology by an IAC member below the age of 35 years.

Last date for entry: 15.09.2026

Criteria to be followed:

1. Publication should be within the last three years, i.e. within 2023—2026.
2. Publication should be in an Indexed medical journal.
3. Applicant must be the first author or the corresponding author of the published paper.
4. Applicant should submit written permission from all for this award.
5. Reprint of the paper in consideration along with proof of age should be sent, so as to reach before deadline, to Secretary IAC, Dr. Nalini Gupta, Professor, Cytology and Gynecologic Pathology, PGIMER, Chandigarh 160012, India. Email: secty.iac@gmail.com; CC: nalini203@gmail.com.

Details about the award, eligibility and procedure are available on the IAC website www.cytoindia.com under the heading Standard Operating Procedure (SOP) > Part C - Orations, Lectures, Slide seminars, Awards > Dr. Satya Monga Award



Announcement of Date and Venue for National Examination for Cytotechnologists and Cytotechnicians for 2026

The national examination for cytotechnologists and cytotechnicians for 2026 shall be conducted at AIIMS, Jodhpur. Dates for the same shall be updated in due course of time. For updates, kindly visit www.cytoindia.com

Announcement for Election - 2026

Call for Nomination for Election of Office Bearers

Nomination typed on plain sheet in the format given below are invited for the undermentioned posts. Duly filled and signed nomination form along with bio-data are to be sent by post to Secretary IAC, Dr. Nalini Gupta, Professor, Cytology and Gynecologic Pathology, PGIMER, Chandigarh 160012, India. Email: secty.iac@gmail.com; CC: nalini203@gmail.com.

1. President Elect for 2027 / President for 2028:

- (a) Number of post: 1
- (b) Tenure of post: 1 year
- (c) Eligibility criteria:
 - i) Should be an active life member of IAC for at least 15 years.
 - ii) Should have served at least one full term of three years as an executive committee member prior to his/her nomination.
 - iii) Should have attended three or more GBMs in the immediate past 5 years.

2. Indian Editor of Acta Cytologica

- (a) Number of post: 1
- (b) Tenure of post: 3 years
- (c) Eligibility criteria:
 - i) Should be an active life member of IAC for at least 15 years.
 - ii) Should have served at least one full term of three years as an executive committee member prior to his/her nomination.
 - iii) Should have attended three or more GBMs in the immediate past 5 years.
 - iv) Should have experience and high academic achievements in Cytopathology and be in a senior position for atleast 15 years.
 - v) Should have good number of publications in indexed journals of which atleast he should be original articles as the first author.
 - vi) Following candidate shall be given preference a) Editor of Journal of Cytology or Equivalent b) Member of Editorial Board Journal of Cytology or Equivalent c) Reviewer of an Indexed Journal of Cytopathology d) Authored or Edited a book or contributed chapter in a book of Cytology or Pathology published by a reputed publisher.

3. Chairperson Standing Committee for International Affairs

- (a) Number of posts: 1
- (b) Tenure of post: 3 years
- (c) Eligibility criteria:
 - i) Should be an active life member of IAC for at least 15 years.
 - ii) Should have served at least one full term of three years as an executive committee member prior to his/her nomination.



- iii) Should have attended three or more GBMs in the immediate past 5 years.
- iv) Should have experience and high academic achievements in Cytopathology and be in a senior position for atleast 15 years.
- v) Preference will be given to the following: a) Past President of IAC b) Past Secretary of IAC
- vi) The candidate should be a member of International Academy of Cytology and continue to remain so till serving IAC in this post.
- vi) Should have attended atleast two International Congress of Cytology prior to filling nomination.

4. Executive Committee Member:

- (a) Number of posts: 3
- (b) Tenure of post: 3 years
- (c) Eligibility criteria:
 - i) Should be an active life member of IAC for at least 10 years.
 - ii) Should have attended three or more GBMs in the immediate past 5 years.

Format for bio-data of candidate

It should be under the following headings:

1. Name of the candidate:
2. Duration and type of membership:
3. IAC Membership no.:
4. Contribution to IAC:
5. Contribution in the field of Cytology:
6. Address for Correspondence (off & res):
7. Telephone No: landline and mobile
8. E-mail id
9. Number of GBMs of IAC attended in immediate past 5 years:

Date

Signature of Candidate



Standard Format for Nomination Form

I propose the name of Dr having IAC membership No
for the post of of IAC executive body

Name & Signature of the Proposer
IAC membership No of proposer

I, Dr second the above proposal

Name, Signature of the proposer
IAC membership No of proposer

I, Dr having
IAC membership no accept the above proposal.

Name, Signature of the Candidate
IAC membership No of candidate

Time table for election

| | |
|---|------------------------|
| Receipt of nomination by Secretary's Office | 15.07.26 |
| Information to contestants after scrutiny | 31.07.26 |
| Withdrawal of nomination | 14.08.26 by 1700 hours |
| Dispatch of ballot papers by post on / before | 01.09.26 |
| Return of ballot papers by | 15.10.26 |
| Scrutiny and counting | 20.10.26 |

Declaration of results: At the time of Annual General Body/Executive Committee Meeting to be held during 56th Annual Conference of IAC at SGPGI, Lucknow.

Criteria for rejection of application

Application form shall be rejected under the following circumstances:

- Incomplete nomination form
- Nomination form without appropriate signatures
- Nomination form received after due date
- Nomination form received electronically
- One member can file nomination for only post at one time— if more than one nomination is received from a candidate, then all nominations received from that candidate shall be rejected.
- Life associate member and honorary members are not eligible for election/nomination for any post.

Once rejected, application from the given candidate shall not be entertained again in the same year.



(i) Announcement for applying for IAC fellowship

Call for Applications for IAC Fellowship for 2027

- IAC Fellowship is offered to pathologists with MD in Pathology or DNB in Pathology or equivalent.
- Details regarding award, number, duration, eligibility, and procedure for getting the fellowship are available in IAP-SOP under Part D-Miscellaneous / IAC Fellowship.
- Regarding application form for fellowship and centres for doing fellowship, details are available on IAC website www.cytoindia.com under the link IAC fellowship
- The candidates should carefully follow the details for timely processing of the application.

(ii) Announcement for bidding for the national conference for subsequent years

- Call is made for submission bid for hosting CYTOCON 2028 and 2029. The bid letter signed by the authorized person, including the details of the infrastructure should be sent to the secretary Indian Academy of Cytologists by email: secty.iac@gmail.com with a c.c. to nalini203@gmail.com

AFCS (Asian Federation of Cytology Societies) Conference

AFCS (Asian Federation of Cytology Societies) Conference in Prince of Wales Hospital, Hong Kong between 8 to 10 May 2026

46th European Congress of Cytology

46th European Congress of Cytology will be held at Antwerp, Belgium on 4th to 7th Oct 2026. Participants may contact Secretary IAC / Chairperson International Committee IAC.



Call for Speaker of Dr P N Wahi Academy Oration 2027

Eligibility:

1. Shall be giving this oration only once.
2. Should be member of IAC of 15 years duration
3. Should have good academic tract record in cytology with publication as first author in indexed journal
4. Should have either be in a moderator or participated in a CME / Workshop / Symposium in the national IAC Conference.
5. Should be an active member of IAC and should be attending General Body Meeting regularly.
6. Preference shall be given to the following: a) Seniority of membership of IAC b) Involvement of the candidate in the activities of IAC c) Candidate who have conducted Ernest Fernandes slide seminar previously shall be given preference in the order of their presentation.

Details about the eligibility and procedure are available on the IAC website www.cytoindia.com under the heading Standard Operating Procedure (SOP)

Call for Speaker of Ernest Fernandes Slide Seminar 2027

Eligibility:

1. Shall be giving this oration only once.
2. Should be member of IAC of 15 years duration and should be actively involve in the activities of IAC
3. Should have good academic tract record in cytology with publication as first author in indexed journal
4. Candidate should have exemplary knowledge in teaching and / or shown ability as a diagnosticion in his / her workplace.
5. Should be attending General Body Meeting regularly last 5 years.

Details about the eligibility and procedure are available on the IAC website www.cytoindia.com under the heading Standard Operating Procedure (SOP)



IAC HEARTILY CONGRATULATES THE WINNERS OF THE YEAR 2025

Dr. Satya Monga Award

(best published paper in a journal)

Dr. K.C. Sharan

PGIMER, Chandigarh

Dr Monisha and Panna Chowdhury Award

(for best published paper in Journal of Cytology)

Dr. Shilpa Kapoor

Department of Oncopathology,
Gujrat Cancer Centre & Research Institute, Ahmedabad

Mr. Sushil Malhotra Award

Mr. Yogeshwar

Dr. Bhaskar Reddy Award

shared by

Ms Fatema Nimba and Ms. Geetanjali L

No IAC fellowship award was given in 2025 as no completion report was received

External Quality Assurance Programme, IAC

Congratulations to **Prof. (Dr). Nalini Gupta**, Cytology and Gynecologic Pathology, PGIMER, Chandigarh, EQA Chairperson, and members of EQA committee, especially Dr. Parikshaa Gupta and Dr. Manish Rohilla Dept. of Cytology & Gynec. Pathology PGIMER, Chandigarh for their tireless efforts in running the EQA programmes successfully.

Prof. (Dr.) Nalini Gupta delivered an invited talk on “Quality Assurance in Cytopathology Laboratory” in Pathcon and Lab Expo 2025 in New Delhi.

Journal of Cytology — Reaching New Heights

Editor-in-Chief of Journal of Cytology, **Dr. Rohit Tewari** reported that Thomson Reuter Impact Factor for JOC for 2024 is **1.0**. A big hand of applause to Team JOC under the leadership of Dr. Rohit Tewari.

To accommodate large number of submitted case reports, it was agreed by the GB to start a Case report journal as a separate Journal under the aegis of IAC.



REPORT OF CYTOCON 2025

Held at Jawaharlal Institute of Postgraduate Medical
Education and Research, Puducherry 14–17 November 2025

Submitted by **Dr Siddaraju N**, the Organising Chairperson, CYTOCON 2025

The 55th Annual Conference of the Indian Academy of Cytologists (CYTOCON 2025) was successfully organised by the Department of Pathology at Jawaharlal Institute of Postgraduate Medical Education and Research (JIPMER), Puducherry, from 14th to 17th November 2025. This prestigious annual meeting brought together cytopathologists, trainees, and laboratory professionals from across India and abroad, providing a vibrant platform for academic exchange, skill enhancement, and collaborative learning.

The theme of the conference was “Unfolding Various Aspects of Cytology – Connecting Cells to Clinical Care.” The theme reflected the expanding role of cytopathology in bridging diagnostic laboratory medicine with clinical decision-making and patient management.

The successful organization of CYTOCON 2025 was made possible through the dedicated efforts of the

organizing committee. Dr. Siddaraju N served as the Chairperson, with Dr. N. G. Rajesh as the Co-Chairperson. Dr. Debasis Gochhait took on the responsibilities of Secretary-cum-Treasurer, while Dr. Rashmi P. Joshi served as the Joint Secretary and Dr. V. Sivagourou as the Joint Treasurer. The committee members included Dr. Bhawana A. Badhe, Dr. Rakhee Kar, Dr. Pampa Ch. Toi, Dr. B. H. Srinivas, Dr. J. Sree Rekha, Dr. Prabhu M, Dr. Kaniyappan Nambiar, Dr. Sanjay Sriram S, and Dr. Sharan K C. The organizing committee worked tirelessly in planning and coordinating the scientific program, logistics, and overall execution of the conference, and their collective efforts contributed significantly to the smooth conduct and success of CYTOCON 2025.

CYTOCON 2025 featured a comprehensive scientific program with prestigious orations, international guest lectures, symposiums, slide seminars, free paper





presentations, and poster sessions. Eminent national and international experts in cytopathology delivered insightful lectures and shared their experience on evolving diagnostic techniques and recent advancements in the field, including a session on artificial intelligence. The conference also included interactive sessions that fostered discussions among delegates, residents, and faculty members.

The conference commenced with a pre-conference CME titled “Cases Illustrating the Various Cytopathology Reporting Systems: An Indian Perspective,” moderated by Dr Bharat Rekhi, the IAC secretary. The CME focused on practical diagnostic challenges and highlighted the application of various cytopathology reporting systems in routine practice. The CME included three scientific sessions chaired by eminent cytopathologists.

- Session I, chaired by Dr. N. Siddaraju and Dr. Dev Prasoon, covered the Sydney System for Lymph Node Cytopathology by Prof. Nalini Gupta (PGIMER, Chandigarh), and the WHO Reporting System for Soft Tissue Cytopathology by Prof. Bharat Rekhi (Tata Memorial Hospital, Mumbai), followed by an interactive discussion.
- Session II, chaired by Dr. Rohit Tewari and Dr. Naresh N Rai, included lectures on the International System for Reporting Serous Fluid Cytopathology

by Prof. Sandeep Mathur (AIIMS, New Delhi), the Bethesda System for Cervical Cytology by Prof. Shilpi Agarwal (LHMC, New Delhi), the Bethesda System for Reporting Thyroid Cytopathology by Prof. Radhika Srinivasan (PGIMER, Chandigarh; virtual), the Milan System for Reporting Salivary Gland Tumors by Dr. R.G.W. Pinto (Goa Medical College), Pancreaticobiliary Cytopathology by Dr. Rajni Yadav (AIIMS, New Delhi), and Lung Cytopathology by Dr. Aruna Nambirajan (AIIMS, New Delhi), followed by an industry-sponsored session.

- Session III, chaired by Dr. Bharat Rekhi and Dr. Hilda Fernandes, focused on cases of benign and malignant categories highlighting triumphs and pitfalls in cytopathology, with case-based presentations on breast cytology by Dr. Indranil Chakrabarti (AIIMS Kalyani), thyroid cytopathology by Prof. Ramnawal Rao (SGPGI, Lucknow), soft tissue cytopathology by Prof. Deepa Rani (SN Medical College, Agra), gynaecologic cytology by Prof. Meherbano Kamal (Former, GMC Nagpur), and effusion cytopathology by Prof. Rasika U. Gadkari (AIIMS Nagpur), followed by concluding remarks and discussion.
- The day concluded with the IAC Executive and Journal of Cytology Committee meetings, fol-





lowed by the formal inauguration of CYTOCON 2025 and dinner for the delegates.

The CME was followed by two days of the conference.

Conference Day 1 (Day 2) featured the following prestigious lectures and scientific sessions:

- Prof. P. N. Wahi Oration – delivered by Prof. Nalini Gupta; chaired by Dr Meherbano Kamal & Dr N. Siddaraju.
- IAC Academy Guest Lecture – delivered by Dr. Yeo Yen Ching; chaired by Dr. U. S. Dinesh and Dr. Surendra Verma.
- Nalini Bai Thakkar (NBT) Award – Oral Paper Presentations – presented by selected candidates; chaired by Dr. Poonam Elhence and Dr. Ramnawal Rao
- Jwala Devi Award – Oral Paper Presentations – presented by selected candidates; chaired by Dr. Pooja Bakshi and Mr. Saleem Pathuthara.
- IAC Academy Oration – delivered by Prof. Jerzy Klijanienko; chaired by Dr. R. G. W. Pinto, Dr. Bharat Rekhi and Dr Manju Kaushal
- Poster and Oral Proffered Paper Presentations – presented by selected candidates across various cytopathology topics.

At the end of Day1 the general body meeting was conducted with good number of participation from life members and it was followed by a vibrant banquet evening, which allowed delegates to interact informally with all the stalwarts of cytology.

Conference Day 2 (Day 3) featured the following scientific sessions and lectures:

- Ernest Fernandes Award Slide Seminar – conducted by Dr. Col. Prabal Deb; chaired by Dr. Bharat Rekhi and Dr. Debasis Gochhait.
- Dr. Subhash Kumari Gupta Memorial Lecture – delivered by Prof. Pranab Dey; chaired by Prof. Nalini Gupta, Prof. Shilpi Agarwal and Dr Nishith Chaturvedi
- Symposium: Artificial Intelligence in Pathology – moderated by Dr. Pranab Dey; chaired by Dr. Rajesh N G and Dr. Palash Mandal, with the following talks:
 - o Overview of Neural Networks and Deep Learning with Practical Application Guide – Dr. Parikshit Sanyal.
 - o Whole Slide Imaging: A Step Towards AI – Dr. Rajni Yadav.
 - o Applications of AI in Cytology – Dr. Pranab Dey.
 - o Future Directions and Innovations in AI – Dr. Pranab Dey.
 - o Challenges and Limitations of AI – Dr. Poonam Elhence.
- Col. D. B. Nayar Memorial Award – Oral Paper Presentations – presented by selected candidates; chaired by Prof. Meherbano Kamal and Dr. Vaishali Walke.

In addition to the above insightful lectures and presentations, participants' scientific contributions were an important part of the conference. Numerous proffered papers and poster presentations were received from delegates across the country, providing an opportunity for researchers and postgraduate students





to present their original work. A total of 185 posters and 43 oral presentations were presented. These paper presentations and competitions further enriched the academic environment.

The conference also included an engaging Cytology Quiz for postgraduate students, which actively involved participation from junior residents. It was conducted by Dr. Riddhi (KGMU, Lucknow), Dr. Indranil Chakrabarti (AIIMS Kalyani), and Dr. Rashmi P. Joshi (JIPMER, Puducherry). Five teams were chosen for the final on-stage round after the prelims. It was both educational and enjoyable.

The meeting concluded with a valedictory function, during which awards were presented for the best papers and posters across various categories. This was followed by the formal handing over of the presidency of the Indian Academy of Cytologists (IAC) by Dr. Venkateswaran K. Iyer to the incoming President Dr. Manju Kaushal. The charge of IAC Secretary was also formally transferred to Dr. Nalini Gupta from Dr. Bharat Rekhi. The conference served as an excellent platform for academic interaction and networking, bringing together both young trainees and experienced cytopathologists from across the country.

Post-conference workshops on 17th November focused on enhancing practical diagnostic skills in important areas of cytopathology, including:

- Cervical Cytology (LBC): moderated by Dr Nidhi Verma and Dr Madhu Kumar
- Cell Block Preparation and Ancillary Tests: moderated by Dr Amit Kumar Adhya and Dr Debasis Gochhait

- Salivary Gland Cytology: moderated by Dr N Sidaraju and Dr Niramathi
- Cytology of Soft Tissue Tumours: moderated by Dr Adarsh Barwad
- Pearls and Pitfalls in Cytopathology of Lymphomas: moderated by Dr Venkateswaran Iyer and Dr Manish Rohilla

These workshops provided valuable practical training guided by experienced faculty members in the field across the country.

The organising committee expressed sincere gratitude to all speakers, delegates, sponsors, and supporting staff whose collective efforts contributed to the success of CYTOCON 2025. The conference once again reaffirmed the commitment of the cytopathology community towards advancing diagnostic excellence, research, and collaboration.

After successful conduct of CYTOCON 2025, the Organising team from JIPMER contributed Rs.2 lakhs as a token of appreciation towards Indian academy of cytology.





REPORT OF Goa Chapter of IAC

By **Prof. (Dr.) R.G.W. Pinto**

President Asian Society of Cytology, Ex Dean, Goa University

President

Dr. RGW Pinto

Secretary

Dr Ketan Sukthankar

Member

Dr Peter Rodrigues

*IAC Goa is Chapter isan
Academic and Scientific body
and does not have fees or
collects money*

An International CME in Pathology-Histopathology and Cytopathology was organised in Goa on 23, 24 and 25 January 2026.

The Faculty were Dr Ronald Ghossein (Director Head and Neck Pathology, Memorial Sloan Kettering Cancer Center New York USA) Dr Nora Katabi (Professor of Pathology Memorial Sloan Kettering Cancer Center New York USA), Dr Rafael Jimenez (Professor of Pathology Mayo Clinic Rochester Minnesota USA), Dr Megha Joshi (Director and Head of Pathology Beth Israel Lahey hospitals, Massachusetts USA), Dr R.G. Wiseman Pinto (Professor of Pathology. Former HOD, Former Dean Goa University, President SACH South Asian Academy of Cytopathology and Histopathology)

Also eminent Faculty from PGIMER Chandigarh. AIIMS, Tata Memorial Hospital Mumbai. The delegates came from USA, UK, Canada, Australia, New Zealand, Netherlands as well as from 23 states of India. There were 106 proffered oral papers and posters. There were no sponsors. no advertisements, no stalls.

Dr R.G. Wiseman Pinto was the Organising Committee and Scientific Committee Chairman of this CME. Dr Pinto has been organising International, National and Regional CMEs, Conferences, Workshops and Updates since 1996 for the last 30 years. He is instrumental in bringing world class Pathology Faculty to Goa and improving the Standard of Pathology Education, Research and practice in india. Different aspects and topics in Pathology have been discussed.

7th SACH South Asian Academy of Cytopathology and Histopathology Conference in Paro. Bhutan on 22 and 23 April 2026

Dr R.G.Wiseman Pinto is the Chairman Scientific Committee and the President of SACH.

AFCS Asian Federation of Cytology Societies Conference in Hong kong on May 8,9 and 10, 2026

Dr RG Wiseman Pinto has been invited as a Chairman, Moderator and Faculty E Books Edited by Dr RGW Pinto; E Book on Tata Memorial Hospital - Service to Humanity; E Book on AIIMS Institutes; E Book on the Causes of Death. All these E Books are available free of cost and uploaded on www.pathoindia.com





REPORT OF

Association of Cytologists of Maharashtra

Submitted by **Dr. Sudhir Sankalecha**

President, ACM



President

Dr Sudhir Sankalecha

Secretary

Dr Kanchan Kothari
(Addnl Professor, Dept
of Pathology, Seth G S
Medical College & KEM
Hospital Mumbai)

Treasurer

Dr Mona Agnihotri

The 9th Annual Conference of the Association of Cytologists of Maharashtra (MACyCON 2026) was organized by the Department of Pathology, MGM Medical College, Chhatrapati Sambhajnagar (Aurangabad), on 14th and 15th February 2026. The conference was attended by over 250 delegates from across the state, and 64 scientific papers and posters were presented during the event.

The prestigious “Dr. Shobha Grover Oration” was delivered by Dr. Sangeeta Mantoo, Senior Consultant and Section Head of Cytology, Department of Anatomic Pathology, Singapore General Hospital. She delivered an insightful lecture on the ‘Approach to Cytomorphologic Diagnosis of Pancreaticobiliary Tumors.’ The comprehensive presentation, supported by excellent illustrative images, was highly appreciated by the delegates.

The conference featured a wide range of academic activities, including invited lectures, a symposium, a slide seminar, a postgraduate quiz, and a hands-on slide viewing session.

Dr. H. R. Kokandkar delivered a lecture on the pitfalls in breast cytology, highlighting its advantages and limitations. Dr. Chandrashekhkar Bhale and Dr. Sachin Kale presented a session titled ‘Tips and Tricks in Cytology Reporting,’ which covered essential principles of cytology reporting and provided valuable guidance on avoiding common errors. Dr. Shubhada Kane spoke on ‘Tightening the Nuts and Bolts of Thyroid FNAC,’ sharing her experience in addressing common diagnostic challenges in thyroid cytology and strategies to enhance the diagnostic utility of fine-needle aspiration cytology (FNAC).

The postgraduate quiz was conducted by Dr. Anupama Gupta and Dr. Rajendra Chaudhari. The quiz encompassed a broad spectrum of classic non-neoplastic and neoplastic lesions and was both educational and visually engaging for the participants.

The much-anticipated digital slide seminar was conducted by Dr. Prashant Ramteke and moderated by Dr. M. M. Kamal and Dr. Shubhada Kane. The session facilitated discussion of digitally scanned cytology slides.

A symposium on “Utility of Standardised Reporting Systems in Cytopathology with Special Emphasis on Atypical/Grey Zone Lesions” was moderated by Dr. Bharat Rekhi, who also delivered a talk on the reporting of soft tissue lesions. Other speakers included Dr. Suseela Kodandapani (Gynecologic Cytology), Dr.



Suprita Nayak (Fluid Cytology), and Dr. Vikas Kavishwar (Lymph Node Cytology). The symposium generated interactive discussion and was well received by the audience.

Mr. Saleem Pathuthara, along with a team of cytotechnologists from Tata Memorial Hospital, conducted a session on cytology techniques. The session covered cytopreparation of fluids, troubleshooting in Papanicolaou and Giemsa staining, cell block preparation, and Rapid On-Site Evaluation (ROSE).

The glass slide viewing session was conducted by Dr. Kanchan Kothari, Dr. Mona Agnihotri, and Dr. Sangeeta Kini. Delegates had the opportunity to view cases of thyroid, breast, lymph node, skin and soft tissue, pancreaticobiliary, gynecologic, fluid, urine, and central nervous system squash cytology.

The conference offered valuable academic enrichment for all categories of delegates, including postgraduate students, practicing pathologists, and medical college faculty. The management of MGM Medical College Chhatrapati Sambhajnagar, the Organizing Chairperson and Head of the Department of Pathology Dr. Chandrashekhar Bhale, the Organizing Secretary, Dr. Sachin Kale and their entire team put in commendable efforts to ensure the grand success of the conference.





REPORT OF

Delhi Chapter of Indian Academy of Cytologists

Submitted by **Dr Shilpi Agarwal**

Director Professor, Department of Pathology, LHMC, New Delhi

President

Dr. Shyama Jain

Secretary

Dr. Shilpi Agarwal

Treasurer

Dr. Charanjeet Ahluwalia

Executive Members

Dr. Neelam Sood

Dr. Pooja Bakshi

Dr. Prajwala Gupta

Dr. Meeta Singh

The DCIAC annual cytology workshop of 2026 was successfully conducted by the Department of Cytopathology, Sir Ganga Ram Hospital, New Delhi, on 21 February 2026. The workshop was titled “Cytology of Guided FNA/FNB from Intraabdominal Organs.” The organizing chairperson was Dr. Pooja Bakshi, Director, Department of Cytopathology, SGRH, and her team comprised Dr. Poojan Agarwal, Dr. Gunjan Mangla, and Dr. Swetaben Italiya. The guest of honor was Dr. Manju Kaushal, President of IAC, who inaugurated the event along with Dr. Shyama Jain (President of DCIAC) and Dr. Shilpi Agarwal (Secretary of DCIAC). Over 100 delegates and 15 faculty members from all over Delhi NCR attended the workshop, demonstrating the overwhelming response.

The conference program included didactic lectures with eminent faculty from top medical institutes of Delhi sharing their expertise. Lectures included cytology of gastrointestinal lesions and primary and metastatic lesions of the gallbladder, liver, and pancreatobiliary system. Challenges in the cytology of abdominal lymph nodes, adrenal, and retroperitoneal lesions were also discussed.

The lectures were followed by hands-on microscopic slide viewing and a live interactive session showcasing a wide spectrum of more than 50 cases of intraabdominal lesions. Emphasis was on cytomorphology, pitfalls, and use of ancillary tests like immunohistochemistry and molecular testing.

In the era of precision medicine, pathologists are expected to give an accurate diagnosis on smaller and smaller tissue samples. This workshop was a step in the training of budding young pathologists in this field. We express our heartfelt gratitude to the Department of Pathology, AIIMS, New Delhi, for the generous donation of five lakh rupees. Their commitment to our academy is truly commendable, and we appreciate this kind gesture.







REPORT OF

North East Chapter of Indian Academy of Cytologists

Submitted by **Prof. (Dr.) Aseema Das**

Professor, Pathology, AIIMS, Guwahati and President, IAC, N.E. Chapter

The formation of the North East Chapter of the Indian Academy of Cytologists is currently underway following its approval at the General Body Meeting (GBM) held during Cytocon Pondicherry 2025.

The newly proposed chapter will be led by President Prof Dr Aseema Das (AIIMS, Guwahati), with Dr. Sucheta Devi (RIMS Imphal) as Vice President, Dr. Pakesh Baishya (AIIMS Guwahati) as Secretary, and Dr. Bifica S Lyngdoh (AIIMS Guwahati) as Treasurer.

The Executive Council Members include Prof Dr Vandana Raphael (NEIGRIHMS Shillong), Prof Dr Yookarin Khonglah (NEIGRIHMS Shillong), Dr. Abhijit Datta (Agartala Medical College, Agartala), Prof Dr. Usha Sharma (Gauhati Medical College, Guwahati), Prof Dr. Bandita Das (Tinsukia Medical College, Tinsukia) Das, Prof Dr Pranita Medhi (AMC, Dibrugarh) Dr. Zothansangi (Zoram Medical College & Hospital, Mizoram), and Dr. Ankur Bora (Jorhat).

The establishment of this chapter aims to strengthen cytology services, academic collaboration, and research activities across the North Eastern region of India, fostering professional networking and advancing the field of cytopathology in the region.



President –NER- IAC



Vice-President-NER -IAC



Secretary-NER- IAC



Treasurer –NER- IAC



REPORT OF IAC Karnataka Chapter

Submitted by **Dr. Archana Bhat**
Secretary, IAC, Karnataka Chapter

In the GBM held at the 9th Karnataka State Cytology Conference at Mangalore, the new members elected were as follows:

1. Dr Hilda Fernandes - The President
2. Dr Archana Bhat - The Secretary
3. Dr Christina Goveas - The Treasurer

The GBM was convened by President Dr Col U S Dinesh, the minutes were read out by Dr Priyanka and Dr Hilda addressed the members.

Dr Hilda Fernandes will be represented the IAC Karnataka Chapter and attended the National conference at Pondicherry. She chaired a session too.

The IAC- KC after discussion in the executive committee meeting started a short cytology webinar series which will be conducted online every 2nd Saturday each month and Dr Archana Bhat will be the coordinator for the same. The first webinar was delivered by Dr Hilda Fernandes on the topic "Basics of Cytopathology" on March 14th, 2025. The webinar was moderated by Dr Lt Col U S Dinesh. Over 60 delegates attended the webinar. The next webinar is scheduled on April 11th on Pancreatic cytology by Dr Pooja Suresh.

IAC KC Webinar Series

SPEAKER

DR HILDA FERNANDES
PRESIDENT IAC KC
PROFESSOR OF PATHOLOGY,
FMMC

COORDINATOR

DR ARCHANA BHAT
SECRETARY IAC KC
ASSOCIATE PROFESSOR OF PATHOLOGY,
FMMC

BASICS OF CYTOPATHOLOGY

MARCH 14th, 2026
3 PM

<https://meet.google.com/tqv-svbq-yqb>

Join us live for informative short webinars



REPORT OF

Indian Academy of Cytologists, UP Chapter

Submitted by **Prof. (Dr.) Ram Nawal Rao**

President, IAC, UP Chapter

President

Prof. (Dr.) Ram Nawal Rao

Secretary

Dr. Madhu Kumar

Joint Secretary

Dr. Deepa Rani

Treasurer

Dr. Lubna Khan

UPCYTOCON 2025 was Held at GSVM (Ganesh Shankar Vidyarthi Memorial) Medical College, Kanpur on 30th, 31st August 2025.

More than 300 delegates attended the academic feast.

Dr R G. W. Pinto delivered the Prof Padma Kumari Agarwal Oration (IAC News Bulletin Oct 2025).

Next UP Cytocon 2026 is going to be organized at UPUMS Saifai Etawah on 29th & 30th August 2026.

CYTOCON 2026 will be organized at SGPGI, Lucknow on 20, 21,22,23 November. All are welcome.



56TH Annual Conference of the Indian Academy of Cytologists

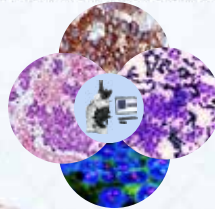
Date :
20TH - 23RD
November 2026

Venue :
Shruti Auditorium,
SGPGIMS, Lucknow

“ Theme
Next-Gen Cytology: AI, Molecular
Diagnostics and Clinical Relevance ”

Organised By

Department of
Pathology SGPGI,
Lucknow



Organizing Secretary

Dr. Ram Nawal Rao
Professor, Dept of Pathology



About Event

Dear Colleagues and Friends,

It is with great pleasure that I welcome you to CYTOCON 2026, the 56th Annual Conference of the Indian Academy of Cytologists, being hosted by the Department of Pathology, Sanjay Gandhi Postgraduate Institute of Medical Sciences, Lucknow, from 20th to 23rd November 2026.

The conference will feature workshops on Cervical Cytology (LBC), Cell Block, ICC & FISH, Salivary Gland Cytology, Thyroid Cytology, Effusion Cytology: Morphology to Ancillary Techniques, and How to Write a Paper. I am confident that this CME, conference, and workshop will provide a valuable platform for postgraduates, senior faculty, senior residents, and practicing pathologists with an interest in cytopathology, interventional cytology, and molecular cytology to enhance their knowledge of various techniques in this evolving field.

The theme for this year's conference is: **“Next-Gen Cytology: AI, Molecular diagnostics and Clinical Relevance”** As cytopathologists, we are increasingly at the interface of laboratory medicine and clinical decision-making. This theme reflects our collective commitment not only to refining diagnostic accuracy but also to improving clinical relevance and patient outcomes.

CYTOCON 2026 promises to be an excellent academic feast—featuring distinguished orations, national and international guest lectures, interactive CME sessions, a timely symposium on artificial intelligence in pathology, and hands-on workshops in key areas of diagnostic cytopathology. The scientific program has been meticulously curated to offer valuable learning opportunities for experienced practitioners, faculty members, residents, and young trainees.

The vibrant city of Lucknow, with its unique blend of heritage and hospitality, offers the perfect backdrop for this academic gathering. Beyond the scientific sessions, we hope delegates will find time to network, collaborate, and enjoy the cultural offerings of the host city.

I extend my heartfelt appreciation to Dr. Manoj Jain, Dr. Vinita Aggarwal, and the entire organizing team for their dedication and vision in bringing this conference to life. I warmly invite you all to join us in Lucknow and contribute to making CYTOCON 2026 a memorable, grand success and an enriching experience.

With warm regards,



PROF. MANOJ JAIN
ORGANIZING CHAIRPERSON



PROF. VINITA AGRAWAL
CO - ORGANIZING CHAIRPERSON



DR. RAM NAWAL RAO
ORGANIZING SECRETARY



Welcome Message



PROF. MANOJ JAIN

Organizing Chairman, Professor & HOD Dept of Pathology, SGPGIMS

Dear Colleagues,

On behalf of the Organizing Committee, it gives us immense pleasure to warmly welcome you to CYTOCON 2026—the 56th Annual Conference of the Indian Academy of Cytologists, being held from 20th–23rd November 2026 at Shruti Auditorium, SGPGIMS, Lucknow, Uttar Pradesh, India.

We are delighted to host the entire cytology fraternity—consultants, residents, faculty, national and international speakers, technologists, fellows, researchers, and industry collaborators for this prestigious academic gathering.

CYTOCON 2026 is envisioned as a dynamic platform that brings together innovation, clinical expertise, and advancements in cytology, Artificial Intelligence and molecular cytopathology. The conference will covers CME, Conference & Workshops which gives foster knowledge sharing, challenging cases, and encourage meaningful scientific exchange.

As we step into a future shaped by emerging technologies, including artificial intelligence, we hope this conference inspires collaboration, learning, and progress in the field of cytology.

We are honored to welcome you to the historic City of Nawabs—Lucknow—and look forward to your active participation in making CYTOCON 2026 a memorable and enriching experience.



Welcome Message



DR. RAM NAWAL RAO

Organizing Secretary, Professor, Dept of Pathology, SGPGIMS

Dear Colleagues,

Greetings from the Organizing Committee of CYTOCON 2026!

It is with great pride and anticipation that we welcome the entire cytology fraternity consultants (IAC and non-IAC members), residents, faculty, national and international speakers, technologists (IAC and non-IAC members), fellows, researchers, and industry collaborators—to the 56th Annual Conference of the Indian Academy of Cytologists, to be held from 20th–23rd November 2026 at the Shruti Auditorium, SGPGIMS, Lucknow, UP, India.

This academic conclave is designed to be a confluence of innovation, clinical expertise, cytological advancements, Artificial Intelligence, molecular cytopathology, and shared learning across all domains of cytology including various Workshops with molecular techniques. It offers a unique opportunity to challenging cases, exchange transformative ideas, and highlight the rapid growth of cytological practices in our country.

We extend a heartfelt invitation to practicing cytologists, residents, faculty members, and industry partners to contribute actively through case submissions, scientific interactions, and academic engagement. Let us come together to shape the future of cytology with artificial intelligence and inspire the next generation of cytologists.

We look forward to welcoming you to the City of Nawabs—Lucknow—and to your enthusiastic participation and valuable presence at CYTOCON 2026.



Committee

ORGANIZING COMMITTEE



PROF. R K DHIMAN
PATRON



PROF. SHALEEN KUMAR
DEAN



PROF. MANOJ JAIN
ORGANIZING CHAIRPERSON



PROF. VINTA AGRAWAL
CO - ORGANIZING CHAIRPERSON



DR. RAM NAWAL RAO
ORGANIZING SECRETARY



DR NEHA NIGAM
TREASURER



DR ANSHIMA SINGH
CO - TREASURER



SCIENTIFIC COMMITTEE MEMBERS



PROF SUSHILA JAISWAL



PROF RITU VERMA



DR NEHA NIGAM



DR PALLAVI PRASAD



DR RAGHAVENDRA L



DR NANDITA CHAUDHARY



DR OJAS GUPTA



DR ANSHIMA SINGH



DR AKANKSHA SINGH



DR ANURAG SINGH



DR DIVYA SINGH



ADVISORY MEMBERS



DR P K AGARWAL



DR R K GUPTA



DR RAKESH PANDEY



DR MANJULA MURARI



DR NARENDRA KRISHNANI



DR LILY PAL



DR SEEMA SHARMA



DR NUZHAT HUSAIN



DR V RAMESH



DR SURESH BABU



DR MADHUMATI GOEL



DR PRADYUMN SINGH



IAC EXECUTIVE MEMBERS



DR. MANJU KAUSHAL
President



DR. NALINI GUPTA
Secretary



DR. INDRANIL CHAKRABARTI
Treasurer



DR. ROHIT TEWARI
Editor in Chief JOC



DR. MEHERBANO KAMAL
Chairperson A & E Committee



DR. PRABAL DEB
President elect



DR. SANDEEP R MATHUR
Webmaster & EQA Chairperson



DR. RGW. PINTO
Chairperson, Intl.
Affairs Committee



DR. DEV PRASOON
Rule Master



**DR. (MAJ) PALASH
KUMAR MANDAL**
Editor Newsletter



DR. SHYAMA JAIN
Indian Editor Acta Cytologica



DR. VAISHALI WALKE
E C Member



DR. MEETA ANAND
E C Member



DR. DEEPA RANI
E C Member



SENIOR RESIDENTS



DR RUPALI VAISH



DR AARTI



DR NIRBHAY KUMAR



DR MALLIKA AGARWAL



DR VISHAKHA GUPTA



DR RAHUL KUMAR GUPTA



DR PRACHI CHAUDHARY



DR VINEET KUMAR



DR AKANKSHA SHRIVASTAVA



DR GARIMA GUPTA



JUNIOR RESIDENTS



DR NOOPUR GANGAVAR DR PYUSH KUMAR DR AKANKSHA RASTOGI



DR AKANSHA SINGH



DR SWATI



DR TARUN RAMRAIKA



DR MAHIMA DAS



DR SHRISHTI AGARWAL



DR SHEKHAR TEWARI



DR DIVYA



DR KRATIKA JHA



DR ANCHAL JOSHI



DR AISHWARYA PANDEY



DR ROSHNI RAWAT



DR RISHABH GARBYAL

POST DOCTORAL CERTIFICATE COURSE (PDCC)



DR RASHIM SHARMA



DR DEVIKA CHAUHAN



DR KAVITA TIWARI

DOCTOR OF PHILOSOPHY (PHD)



RASHI SINGH



MUNEET SINGH



TANZEELA FATIMA



SHREYA SRIVASTAVA



SHUBHI KAMTHAN



SNIGDHA PRATAP SINGH



REGISTRATION TARIFF

CME+Conf+Workshop (20th - 23rd Nov 2026)

| Attendee Types | Early-Bird Up to - 30th June 2026 | 1st July - 31st Aug 2026 | 1st Sep - 20th Nov 2026 / Spot |
|--------------------------------|--------------------------------------|-----------------------------|-----------------------------------|
| Consultant IAC Member | INR 12000 | INR 14000 | INR 16000 |
| Consultant Non-IAC Member | INR 13000 | INR 15000 | INR 17000 |
| Resident | INR 7000 | INR 9000 | INR 11000 |
| International Consultant | INR 16000 | INR 18000 | INR 20000 |
| Technologist IAC Member | INR 6000 | INR 8000 | INR 10000 |
| Technologist Non-IAC Member | INR 7000 | INR 9000 | INR 11000 |
| Accompanying Person | INR 6000 | INR 6000 | INR 6000 |

***All the amounts Excluding 18% GST.**



REGISTRATION TARIFF

CONFERENCE+WORKSHOP (21st - 23rd Nov 2026)

| Attendee Types | Early-Bird Up to - 30th June 2026 | 1st July - 31st Aug 2026 | 1st Sep - 20th Nov 2026 / Spot |
|--------------------------------|--------------------------------------|-----------------------------|-----------------------------------|
| Consultant IAC Member | INR 11000 | INR 13000 | INR 15000 |
| Consultant Non-IAC Member | INR 12000 | INR 14000 | INR 16000 |
| Resident | INR 7500 | INR 9500 | INR 11500 |
| International Consultant | INR 14000 | INR 16000 | INR 18000 |
| Technologist IAC Member | INR 6000 | INR 8000 | INR 10000 |
| Technologist Non-IAC Member | INR 7500 | INR 9500 | INR 11500 |
| Accompanying Person | INR 3500 | INR 3500 | INR 3500 |

***All the amounts Excluding 18% GST.**



REGISTRATION TARIFF

CME+CONFERENCE

(20th - 22nd Nov 2026)

| Attendee Types | Early-Bird Up to - 30th June 2026 | 1st July - 31st Aug 2026 | 1st Sep - 20th Nov 2026 / Spot |
|--------------------------------|--------------------------------------|-----------------------------|-----------------------------------|
| Consultant IAC Member | INR 10500 | INR 12500 | INR 14500 |
| Consultant Non-IAC Member | INR 11500 | INR 13500 | INR 15500 |
| Resident | INR 7000 | INR 9000 | INR 11000 |
| International Consultant | INR 14000 | INR 15000 | INR 16000 |
| Technologist IAC Member | INR 5500 | INR 7500 | INR 9500 |
| Technologist Non-IAC Member | INR 7000 | INR 9000 | INR 11000 |
| Accompanying Person | INR 3500 | INR 3500 | INR 3500 |

***All the amounts Excluding 18% GST.**



REGISTRATION TARIFF

CONFERENCE

(21st - 22nd Nov 2026)

| Attendee Types | Early-Bird Up to - 30th June 2026 | 1st July - 31st Aug 2026 | 1st Sep - 20th Nov 2026 / Spot |
|--------------------------------|--------------------------------------|-----------------------------|-----------------------------------|
| Consultant IAC Member | INR 8000 | INR 10000 | INR 12000 |
| Consultant Non-IAC Member | INR 8500 | INR 10500 | INR 12500 |
| Resident | INR 5000 | INR 7000 | INR 9000 |
| International Consultant | INR 12000 | INR 14000 | INR 16000 |
| Technologist IAC Member | INR 4500 | INR 6500 | INR 8500 |
| Technologist Non-IAC Member | INR 5000 | INR 7000 | INR 9000 |
| Accompanying Person | INR 3500 | INR 3500 | INR 3500 |

***All the amounts Excluding 18% GST.**



HIGHLIGHTS OF THE CONFERENCE

✓ DAY 1 - CME (20-11-2026)

- Pre-Conference CME : Molecular Pathology : Next Generation Diagnostics
- Inauguration and Culture Program

✓ DAY 2 - CONFERENCE (21-11-2026)

- Oral Award Paper: Nalini Bai Thakkar (NBT) Award Session
- Prof. P N Wahi Oration
- Oral Award Paper: Jwala Devi Award Session
- IAC Academy Oration
- IAC Academy Guest Lecture
- E-Poster and Oral Proffered Presentation I
- General Body Meeting (GBM)
- Banquets and Gala Dinner

✓ DAY 3 - CONFERENCE (22-11-2026)

- Oral Paper Presentation Session II
- Ernest Fernandez Award Slide Seminar Session
- Dr. Subash Kumari Gupta Memorial Lecture Oration
- Symposium : Guided FNAC of Abdominal and Pelvic Organs
- Col. D B Nair Memorial Award Session
- Proffered Papers (Oral) and E-Poster Presentations
- Cytology Quiz for the Postgraduates
- Award Distribution and Valedictory Function



DAY 4 - WORKSHOPS (23-11-2026)

- **Workshop - 1 : Cervical Cytology (LBC) with Molecular Techniques**
- **Workshop - 2 : Cellblock, ICC & FISH**
- **Workshop - 3 : Salivary Gland Cytology**
- **Workshop - 4 : Thyroid Cytology**
- **Workshop - 5 : Effusion Cytology : Morphology to Ancillary Techniques**
- **Workshop - 6 : How to write a paper**





SPONSORSHIP DETAILS



BECOME A PARTNER WITH



GOLD



SILVER



BRONZE

T&C for Registration Guidelines

- Conference Registration is mandatory.
- The Registration fee Excluding of 18% GST.
- Registration forms are now available on the conference website.
- Please ensure to wear a Registration Badge in the Conference Area.
- Online charges will be applicable as per the standard will be charged by the bank.
- The Accompanying person will not be entitled to the Delegate Kit.
- Provide us with your updated email ID & mobile number, as it will be used for the Registration receipt and other conference communication.
- The Organizing Committee shall not be liable in any form in case of changes in dates/venue due to unforeseen reasons.
- Conference Organisers are not responsible for postal delays/failure of delivery by post or failure of Electronic Communication.



BANK ACCOUNT DETAILS

- Account Name : SGPGI Pathologist Academic Society
- Account Number : 10095235802
- Bank Name : State Bank of India
- Branch Name : SGPGIMS, Lucknow
- IFSC Code : SBIN0007789
- MICR CODE : 226002034
- SWIFT CODE : SBININBB500

SCAN FOR WEBSITE



CONFERENCE SECRETARIAT

PROF. (DR.) RAM NAWAL RAO
(MBBS MD MIAC)

ORGANIZING SECRETARY

DEPARTMENT OF PATHOLOGY, SGPGI, LUCKNOW

Ph No: 8004904564

Email: cytocon2026@gmail.com

Website:



REPORT OF

West Bengal Cytology Society, (IAC, West Bengal Chapter)

Submitted by **Dr. (Major) Palash Kumar Mandal**

President WBCS

The XVIIIth Annual Conference of the Indian Academy of Cytologists – West Bengal Chapter, 2025 was hosted by Santiniketan Medical College at Santiniketan on 1st–2nd November 2025 under the aegis of the West Bengal Cytology Society. Nearly 200 delegates attended the event, accredited with 5.5 credit hours by the West Bengal Medical Council.

Day 1 commenced with pre-conference workshops conducted by Dr. Atul Gupta and Dr. Sujaya Majumder on Lymphoproliferative Disorders & Flowcytometry; Dr. Sanghamitra Mukherjee and Dr. Sourav Bhowmik on Liquid-Based Cytology (Gynecological); and Prof. (Dr.) Anup Kumar Boler with Dr. Sucharita Sarkar on Cell Block Preparation & Interpretation.

Lectures in the CME session were delivered by Dr. Atul Gupta on The Bethesda System for Reporting Thyroid Cytopathology, Dr. Sukanta Chakraborty on Urine Cytology, and Dr. Pooja Bakshi on Hepatopancreaticobiliary Cytology. Panel discussion on Mesen-

chymal Aspiration Cytology was moderated by Prof. (Dr.) Palash Kumar Mandal.

Day 2 included a lecture on Medical Ethics by Dr. Indranil Chakrabarti. Brig. M. M. Roy Memorial Oration delivered by Dr. Dev Prason, concluding with academic competitions and award distribution. Slide seminar cases were presented by Prof. (Dr.) Santosh Kumar Mandal, Prof. (Dr.) Ram Narayan Das, Dr. Ruplekha Mitra Mustaphi, Dr. Ayesha Afreen Ishlam and Dr. Indrakshi Basak Mukherjee. Junior residents participated in Oral award paper presentations and Poster presentations.

A general body meeting was held in which Prof. (Dr.) Palash Kumar Mandal was nominated as President, Dr. Indranil Chakrabarti as President Elect and Prof. (Dr.) Dipanwita Nag as Vice President. Vote of thanks was given by outgoing President, Dr. Sayed Mahmood Nadeem.







National Cytotechnologists' Examination

Conducted at AIIMS Bhopal on 15,16th September 2025



Quiz 1

Contributed by **Dr. Vaishali Walke**, Professor & Head, Pathology, AIIMS, Bhopal

A year old child was brought to the hospital with history of swelling on both sides of neck for a period of 4-6 weeks. Associated history of fever and weight loss were present.

O/E: Bilateral, cervical Nodes palpable: 2.5x2.5x2.0 cm, matted, non-tender, mobile.

P/A: No Hepatosplenomegaly. No other significant findings. FNA was done from right cervical lymph node.

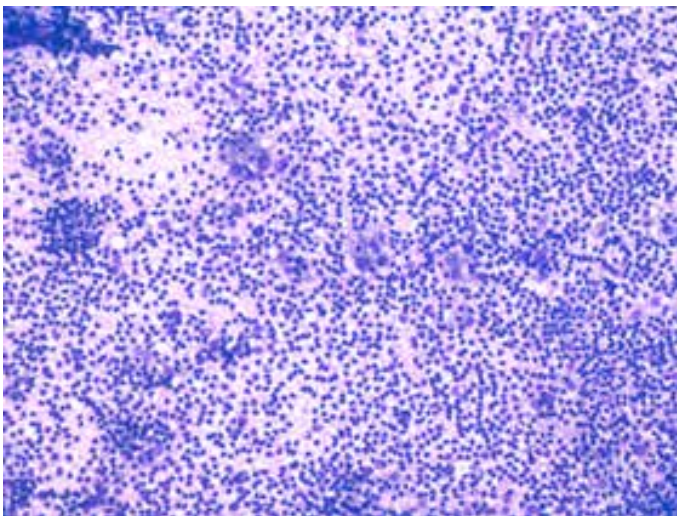


Fig 1: MGG, x100

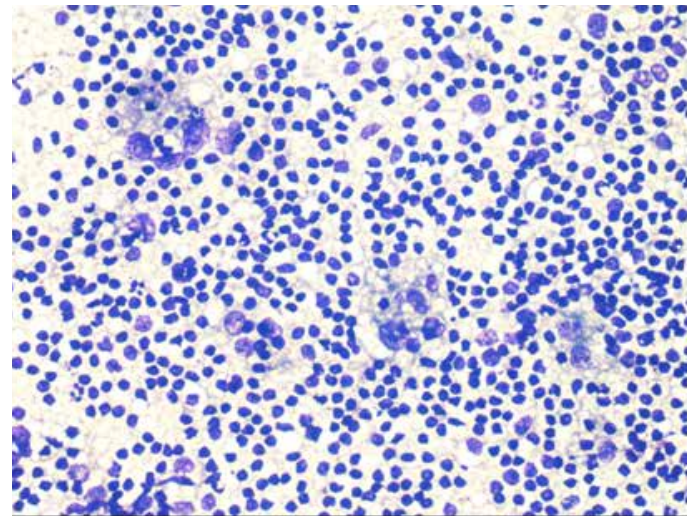


Fig 2: MGG, x400

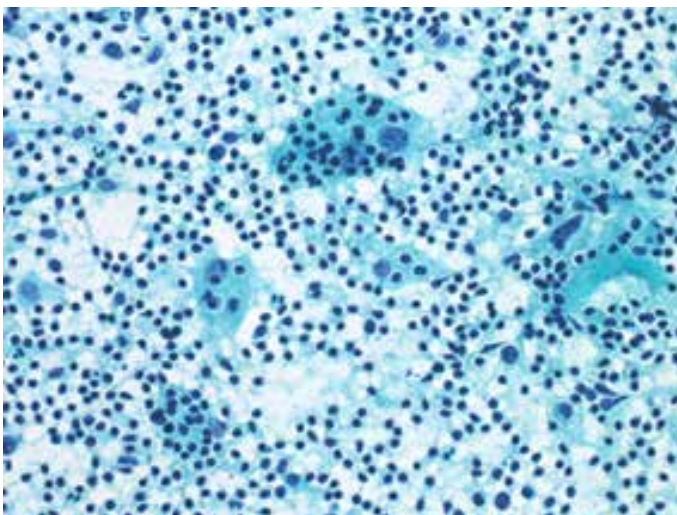


Fig 3: PAP, x400

Quiz 2

Contributed by **Dr. Arghya Bandyopadhyay**, Associate Professor, Pathology, NRS Medical College, Kolkata

A 26 years old immunocompromised woman presented with retroperitoneal lymphadenopathy. USG guided FNAC from retroperitoneal lymph node

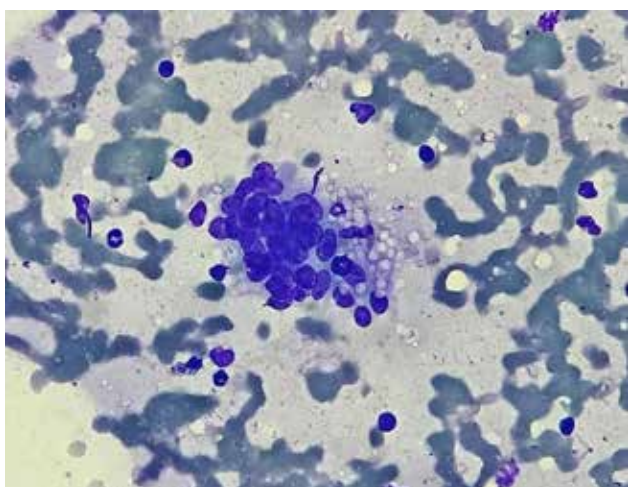


Fig 3. MGG, x 400

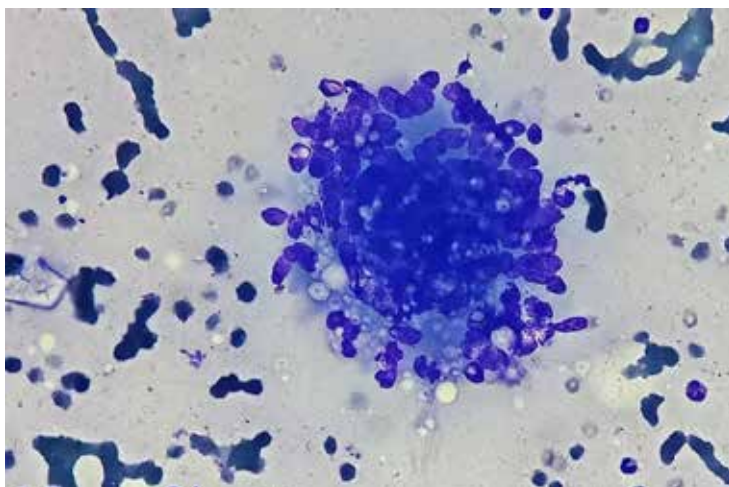


Fig 4. MGG, x 400

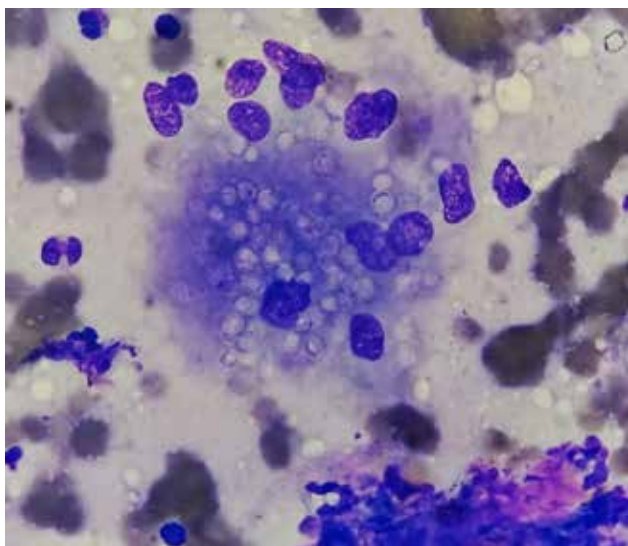


Fig 5. MGG, x 1000



Answers to previous Quiz

Ans 1. Erythema Nodosum Leprosum (ENL)

It is a severe, systemic, type 3 hypersensitivity reaction (immune complex mediated) occurring in 30% of multibacillary leprosy patients. It causes painful tender subcutaneous nodules, fever, and severe nerve damage (neuritis). It can occur before, during, or years after finishing leprosy treatment, often triggered by the release of antigens from dying bacteria.

Ans 2. Corneal Conjunctival Melanosis

Corneal conjunctival melanosis, often presenting as Primary Acquired Melanosis (PAM), is a flat, brown, usually unilateral pigmentation on the conjunctiva and sometimes cornea, typically in older, fair-skinned individuals. While mostly benign, PAM with atypia can progress to conjunctival melanoma



Growing Family of IAC Members

| Name | Membership Number |
|--------------------------------------|-------------------|
| Dr. Aparna Chinnam | LC-104/2025 |
| Dr. Ashok Kumar | LK-218/25 |
| Dr. Babai Halder | LH-28/2025 |
| Dr. Barnali Maiti | LM-190/2025 |
| Dr. Beauty Sarkar | LS-352/2026 |
| Dr. Bharat Singh | LS-353/2026 |
| Dr. Dilip Kumar | LK-217/2025 |
| Dr. Durre Aden | LA-123/2025 |
| Dr. Reshma Kini | LK-220/2025 |
| Dr. Vinay N Gowda | LG-154/2025 |
| Gulshad Masoor Ali Shaikh | LAM/123/2025 |
| Dr. Kanchan Kothari | LK-222/2026 |
| Dr. Lata | LAM/125/2025 |
| Mahek Jain | LAM/124/2025 |
| Dr. Manjit Kaur Rana | LR-113/2025 |
| Dr. Nupur Pradhan | LP-144/25 |
| Dr. Prasenjit Senray | LR-114/2026 |
| Dr. Prithwijit Ghosh | LG-153/2025 |
| Dr. Raja Laxmi Gobburkar | LG-155/2026 |
| Dr. Rimlee Dutta | LD-125/2025 |
| Dr. Samudra Basu | LB-170/2025 |
| Dr. Soumyadip Das | LD-124/2025 |
| Dr. Sharan Chandrasekaran Kuppuswami | LK-219/2025 |
| Dr. Smriti Sudhanshu Dwivedi | LD-123/25 |
| Dr. Somnath Ghosh | LG-152/2025 |
| Dr. Soumya Kundu | LK-221/2026 |
| Dr. Surbhi Goyal | LG-151/2025 |
| Sushrusha Atul Thite | LAM/122/2025 |
| Dr. Tripti Nakra | LN-63/2025 |
| Dr. Trisha Banik | LB-171/2026 |



Message from the Editor's desk



Dear IAC Members,

Warm greetings to all of you. At the outset I thank you all for helping me to fulfill my duty as Editor of the Newsletter of IAC. I am happy to share with you the new issue of IAC newsletter.

On behalf of IAC I heartily welcome:

- Dr. Manju Kaushal, Emeritus Professor & Consultant Pathology, Dr. RML Hospital, New Delhi as the **President of IAC**.
- Dr. (Col) Prabal Deb, Senior Consultant, Oncopathology & Molecular pathology, Sultan Quaboos Comprehensive Cancer Care & Research Centre, Muscat, Oman as the **President Elect of IAC**.
- Dr. Nalini Gupta, Professor, Pathology, PGIMER, Chandigarh, as the **Secretary of IAC** and for completing her term as EQA Chairperson successfully.
- Dr. Sandeep R Mathur, Professor, Pathology, AIIMS, New Delhi, as the new **EQA Chairperson** along with being **Webmaster of IAC**.
- Dr. Indranil Chakrabarti, Additional Professor, Pathology, AIIMS, Kalyani, for taking up new responsibility of Treasurer of IAC.

On behalf of IAC I sincerely thank:

- Dr. Venkateswaran K. Iyer, Prof. & Head, Pathology, AIIMS, New Delhi for efficiently completing his tenure as **President of IAC**.
- Dr. Bharat Rekhi, Prof., Pathology, TMH, Mumbai for successfully completing his tenure as **Secretary of IAC**.
- Dr. Shilpi Agarwal, Prof. Pathology, LHMC, New Delhi for efficiently completing her tenure as a **Treasurer of IAC**.

- Brig (Dr) Jasvinder Kaur Bhatia, Army Hospital R&R, New Delhi, Dr Poonam Elhence, AIIMS, Jodhpur, Dr Pooja Bakshi, Sir Ganga Ram Hospital, New Delhi for having completed their terms as **Executive committee members** successfully.
- Dr. Siddaraju N, Dr. Debasis Gochhait and their wonderful team for the grand academic feast **CYTOCON 2025** held at JIPMER, Puducherry and their generous **donation of 2 Lac rupees to IAC**.

This issue of newsletter brings to you the events of Cytology that took place since September 2025, highlighting the various academic activities of IAC members throughout the country and beyond and refreshing sweet memories.

The first announcement is also out for **CYTOCON 2026** which is to be held at **SGPGI, Lucknow** in November this year.

As you know, we publish two online issues of the Newsletter in a calendar year. I request all IAC members to contribute actively to make the newsletter more interesting and informative.

I am grateful to the President, Secretary, Executive committee members of IAC and Office bearers of all State Chapters of IAC for helping me bring out this issue.

Thanking you all once again,

Long live IAC.

Jai Hind.

Prof. Dr. (Maj) Palash Kumar Mandal
Professor, Pathology,
R.G. Kar Medical College, Kolkata
Email: editorial.iacnewsletter@gmail.com / drpalash04@yahoo.com
Mob: 9883917838