



Executive Council of Indian Academy of Cytologists

President

Dr Venkateswaran K Iyer

Secretary

Dr Bharat Rekhi

Treasurer

Dr Shilpi Agarwal

Editor In Chief JOC

Dr Rohit Tewari

Chairperson A & E Committee

Dr Meherbano Kamal

Webmaster

Dr Sandeep R Mathur

Chairperson, Intl. Affairs Committee

Dr RGW Pinto

Rule Master

Dr Dev Prasoon

EQA Chairperson

Dr Nalini Gupta

Editor Newsletter

Dr (Maj) Palash Kumar Mandal

Indian Editor Acta Cytologica

Dr Shyama Jain

Executive Committee Member

Brig (Dr) Jasvinder Kaur Bhatia

Dr Poonam Elhence

Dr Pooja Bakshi

Dr Meeta Singh

Dr Deepa Rani

Dr Vaishali Walke

Message from the President

Warm greetings and a very happy new year to all the members of the IAC. I feel greatly honoured to have been asked to lead the IAC as the president. The IAC has been like a second family to me and it is indeed a very pleasant task to be taking it forward.

As the last of the “only cytologists” from our institute, I have always looked to the IAC as my main academic body. The IAC has been such a friendly organization which has worked with consensus and warm regard for its core members, which we should for ever maintain and cherish. Professionally, the organization has become more vibrant over the years thanks to the efforts of my predecessors. Taking forward this process of professionalization should be the main task of the new EC of 2025. I welcome the new members of the EC and look forward to working with them over the next year.

The next step for this organization seems to be to have a formal academic committee, similar to those found in similar organizations abroad.

Cytologists in India with impeccable academic track record are sometimes not a part of the IAC executive. This is a result of historical imperatives of registered society formation process. Elections, attending contentious general body meetings and a focus on politics over academics are a major deterrent to otherwise excellent cytologists. This is more so with the younger generation, who unfortunately look abroad for professional fulfilment instead of buttressing our own IAC.

Having an academic committee with subcommittees for specialised focus would be the best way to bring on board many such young pathologists.

Specialists with a histology focus do pay attention to the cytology in their own area of interest, but do not interact with the IAC or participate in teaching activities. Our academy should bring such histo-pathologists doing focussed cytology also on board to re-invigorate and burnish our academic credentials. The academy cannot sustain based on senior cytologists of the previous era unless the next generation is encouraged to participate actively. This has to include speciality focussed pathologists in thyroid, salivary gland etc.

A series of discussions on the constitution of the Academic Committee by the EC followed by a draft SOP for discussion in the GBM would be the most important item on this year's agenda. Feedback from the entire academy would be welcome for developing the system properly and I invite such ideas from one and all. The academic committee and subcommittees should also be tasked with developing the guidelines of the academy in special areas like fluids, cervical smears, thyroid etc. Such guidelines can be given formal recognition and uploaded on the IAC website as a reference for all to use. Periodic write ups by the academic committee can help to keep the subject in focus.

Other improvements in the SOP in various other matters can also be taken up. All the members of the academy can write to the EC on such matters to be taken up. Some such issues have already been discussed in the GBM of 2024 which can be taken forward and given formal shape. Feel free to contact me for any matter on my email (iyervenkat4@gmail.com).

I look forward to giving shape to all these endeavors along with the executive team. We shall meet in Puduchery for the annual conference. I am sure it will be a grand affair. Do start encouraging residents to take up cytology papers which they can present.

My warm wishes and regards to all the members of IAC. Jai Hind.

Venkateswaran K Iyer





Message from the Secretary

Wishing you and yours a very Happy and prosperous New Year. I begin writing for our first newsletter for this year welcoming the new President Dr Venkateswaran K. Iyer, AIIMS, New Delhi, and say adieu with heartfelt thanks to the outgoing President, Dr Radhika Srinivasan for her contributions to the Academy. On behalf of the academy, I also welcome the new office bearers, Chairperson of Accreditation & Examination Committee Dr. Mehernbano Mustafa Kamal, Professor, PDMMC, Amravati, Dr. Palash Kumar Mandal, R.G. Kar Medical College, Kolkata, Editor, Newsletter IAC, and the EC members, Dr. Deepa Rani, SMSC, Agra, Dr Meeta Singh, MAMC, New Delhi, and Dr Vaishali Walke from AIIMS, Bhopal. Welcome on board! Thanks to the outgoing EC members, Dr Uma Handa, Dr Indranil Chakrabarti (the former IAC Newsletter, Editor), and Dr Palash Kumar Mandal.

Big thanks to Dr Poonam Elhence and her team for successfully conducting CYTOCON2024 at AIIMS Jodhpur. It was exemplary to see the conference so well conducted and coordinated, without a professional event team. The aim of the conference and the Academy, i.e. promoting academic excellence, based on the theme “Cytopathology and Beyond: Value of Ancillary Techniques”, was fully met with the nicely curated program. While the overarching IAC is actively engaged in promoting academia through the yearly, National conference, the state chapters, including Delhi, Uttar Pradesh, Maharashtra, Goa, and Karnataka have been spreading the wealth of knowledge through the respective State chapter conferences and empowering cytopathologists, especially at the periphery, across the country.

It is heartening to see that our Academy members have also been actively and consistently representing our country at prestigious International conferences, such as the European Congress of Cytology and, the American Society of Cytopathology, in the form of invited talks, chairing the sessions, and other presentations. The proposed topic “**Cases illustrating the various cytopathology reporting systems: An Indian perspective**” has been selected for the Indian Companion meeting during the forthcoming International Congress of Cytology (ICC), Florence, Italy, 2025. The speakers who will showcase the Indian perspective across various reporting systems include Dr. Venkateswaran K. Iyer, Dr. Radhika Srinivasan, Dr. Roque Pinto, Dr. Sandeep Mathur, Dr. Nalini Gupta, Dr. Shilpi Agarwal, and Dr. Bharat Rekhi.

As we move further in our pursuit of taking cytopathology in our country higher, I invite particularly the young, next-generation pathologists/cytopathologists to actively engage in the IAC, by becoming life members and contributing through participation at State and National conferences and thereafter, various executive positions.



Call for Awards 2025

Nalini Bai Thakkar Award

For the best oral paper presented in a special award session at the Annual Conference of IAC by an MBBS doctor under the age of 35 years (as determined by his age as on 31 st December 2025) who is either doing or has done post graduation in Pathology in India. Details about the award, eligibility and procedure are available on the IAC website www.cytoindia.com under the heading Standard Operating Procedure (SOP) >Part C - Orations, Lectures, Slide seminars, Awards>Nalini Bai Thakkar (NBT) Award.

Jwala Devi Award

For the best oral paper presented at the Annual Conference of IAC by a cytotechnician or a cytotechnologist working in India. Details about the award, eligibility and procedure are available on the IAC website www.cytoindia.com under the heading Standard Operating Procedure (SOP) >Part C - Orations, Lectures, Slide seminars, Awards>Jwala Devi Award.

Col. D. B. Nayar Memorial Award

For the best oral paper on oncology presented in a special award session at the Annual Conference of IAC by an MBBS doctor under the age of 35 years (as determined by his age as on 31 st December 2025) who is either doing or has done post graduation in Pathology in India. Details about the award, eligibility and procedure are available on the IAC website www.cytoindia.com under the heading Standard Operating Procedure (SOP) >Part C - Orations, Lectures, Slide seminars, Awards>Col. D. B. Nayar Memorial Award.

Call for Topics for CYTOCON 2026

Call is made for submission of topics for CME, Symposium and Workshops for CYTOCON 2026. Details of the procedure are available on the IAC website www.cytoindia.com under the heading Standard Operating Procedure (SOP) >Annual National Conference>Continued Medical Education (CME)/Symposium/Workshops The same is to be sent to the Secretary Indian Academy of Cytologists, Dr. Bharat Rekhi, Professor, Department of Pathology, Tata Memorial Hospital, Dr E. Borges Road, Parel, Mumbai, Maharashtra, 400012. Email: rekhi.bharat@gmail.com.

Announcement for Dr. Satya Monga Award

The award is for best paper published in the field of immunocytochemistry and molecular techniques applied in cytology by an IAC member below the age of 35 years.

Last date for entry: 15.09.2025

Criteria to be followed:

1. Publication should be within the last three years, i.e. within 2022—2025.
2. Publication should be in an Indexed medical journal.
3. Applicant must be the first author or the corresponding author of the published paper.
4. Applicant should submit written permission from all for this award.
5. Reprint of the paper in consideration along with proof of age should be sent, so as to reach before deadline, to Secretary IAC, Dr. Bharat Rekhi, Professor, Department of Pathology, Tata Memorial Hospital, Dr E. Borges Road, Parel, Mumbai, Maharashtra, 400012.

Details about the award, eligibility and procedure are available on the IAC website www.cytoindia.com under the heading Standard Operating Procedure (SOP) >Part C - Orations, Lectures, Slide seminars, Awards>Dr. Satya Monga Award



Announcement of Date and Venue for National Examination for Cytotechnologists and Cytotechnicians for 2025

The national examination for cytotechnologists and cytotechnicians for 2025 shall be conducted at AIIMS, Bhopal. Dates for the same shall be updated in due course of time. For updates, kindly visit www.cytoindia.com

Announcement for Election - 2025

Call for Nomination for Election of Office Bearers

Nomination typed on plain sheet in the format given below are invited for the undermentioned posts. Duly filled and signed nomination form along with bio-data are to be sent by post to Secretary IAC, Dr Bharat Rekhi, Professor, Department of Pathology, Tata Memorial Hospital, Dr E. Borges Road, Parel, Mumbai, Maharashtra, 400012.

1. President Elect for 2026 / President for 2027:

- (a) Number of post - 1
- (b) Tenure of post - 1 year
- (c) Eligibility criteria:
 - i) Should be an active life member of IAC for at least 15 years.
 - ii) Should have served at least one full term of three years as an executive committee member prior to his/her nomination.
 - iii) Should have attended three or more GBMs in the immediate past 5 years.

2. Hon Secretary

- (a) Number of post: 1
- (b) Tenure of post: 3 years
- (c) Eligibility criteria:-
 - (i) Should be an active life member of IAC for at least 15 years.
 - (ii) Should have served at least one full term of three years as an executive committee member prior to his/her nomination.
 - (iii) Should have attended three or more GBMs in the immediate past 5 years.

3. Executive Committee Member:

- (a) Number of posts: 2
- (b) Tenure of post: 3 years
- (c) Eligibility criteria:
 - (i) Should be an active life member of IAC for at least 10 years.
 - (ii) Should have attended three or more GBMs in the immediate past 5 years.

Format for bio-data of candidate

It should be under the following headings:

1. Name of the candidate:
2. Duration and type of membership:
3. IAC Membership no.:
4. Contribution to IAC:
5. Contribution in the field of Cytology:
6. Address for Correspondence (off & res):
7. Telephone No: landline and mobile
8. E-mail id
9. Number of GBMs of IAC attended in immediate past 5 years:

Date

Signature of Candidate



Standard Format for Nomination Form

I propose the name of Dr having IAC membership No
for the post of of IAC executive body

Name & Signature of the Proposer
IAC membership No of proposer

I, Dr second the above proposal

Name, Signature of the proposer
IAC membership No of proposer

I, Dr having
IAC membership no accept the above proposal.

Name, Signature of the Candidate
IAC membership No of candidate

Time table for election

Receipt of nomination by Secretary's Office	15.07.25
Information to contestants after scrutiny	31.07.25
Withdrawal of nomination	14.08.25 by 1700 hours
Dispatch of ballot papers by post on / before	01.09.25
Return of ballot papers by	15.10.25
Scrutiny and counting	20.10.25

Declaration of results: At the time of Annual General Body/Executive Committee Meeting to be held during 54th Annual Conference of IAC at AIIMS Jodhpur.

Criteria for rejection of application

Application form shall be rejected under the following circumstances:

- Incomplete nomination form
- Nomination form without appropriate signatures
- Nomination form received after due date
- Nomination form received electronically
- One member can file nomination for only post at one time— if more than one nomination is received from a candidate, then all nominations received from that candidate shall be rejected.
- Life associate member and honorary members are not eligible for election/nomination for any post.

Once rejected, application from the given candidate shall not be entertained again in the same year.



Report of CYTOCON 2024

**held at AIIMS, Jodhpur 15-18 November 2024 submitted by
Dr Poonam Abhay Elhence, Organizing Chairperson, CYTOCON 2024**

The 54th Annual Conference of the Indian Academy of Cytologists (CYTOCON 2024) was successfully organized by the Department of Pathology & Lab Medicine, AIIMS Jodhpur, from 15th to 18th November 2024. This prestigious event was conducted in a hybrid format and brought together over **400+ delegates in offline mode and more than 100 delegates attending in online mode** from all over India and abroad (United Kingdom, Ireland, Australia etc), providing an exceptional platform for academic exchange, skill enhancement, and collaboration.

The theme of the conference was Cytopathology and Beyond: Value of Ancillary techniques. The event was graced by renowned experts in cytopathology, both international and national, who delivered lectures (IAC academy oration, Ernest Fernandes slide seminar, IAC academy guest lecture, Dr. Subhash Kumari Gupta Memorial Lecture and Dr. P. N Wahi Oration) participated in interactive sessions (Poster and Proffered paper sessions) and conducted hands-on workshops. The conference took a major Go-green initiative with jute badges and cotton lanyards, plastic free zone with refillables customized steel bottles given to all participants, plantable seed pens, no disposable paper or plastic cups, sugarcane bagasse paper napkins etc.

The Cytocon 2024 had immense contributions from the Faculty, senior and junior residents, technical and non-technical staff and administrative support. The Organizing committee included: Dr. Poonam, Dr. Abhishek, Dr. Aasma, Dr. Meenakshi, Dr. Sudeep, Dr. Deepak, Dr. Vikarn, Dr. Divya and Dr. Vikrant. Dr. Poonam Elhence was the Organizing Chairperson, Dr. Abhishek Purohit was Organizing Secretary, Dr. Deepak Vedant was the treasurer. Dr. Aasma and Dr. Meenakshi looked after the abstracts for the souvenir, Dr. Sudeep and Dr. Divya after the souvenir layout and media collaboration, Dr. Deepak, Vikarn and Dr. Vikrant for delegate registration, Faculty coordination and transport.

The conference commenced with a **pre-conference CME on “Thyroid FNAC – Grassroots to Chandrayaan III (TBSRTC 2023)”**, addressing advancements, challenges, and nuances in thyroid cytology, moderated by Dr. Atul Gupta, Erstwhile Professor, SNMC, Agra and included eminent lectures delivered by Dr. Amit Kumar Adhya (AIIMS, Bhubaneswar), Dr. Chanchal Rana (KGMU, Lucknow), Dr. Deepa Rani (SNMC, Agra), Dr. Lateef Zameer (TMC, Kolkata), Dr. Manish Rohilla (PGIMER, Chandigarh), Dr. Munita Bal (TMH, Mumbai), Dr. Nalini Gupta (PGIMER, Chandigarh), Dr. Radhika Srinivasan (PGIMER, Chandigarh), Dr. Shipra Agarwal (AIIMS, New Delhi) and Dr. Zahra Maleki (Johns Hopkins Medicine Pathology, USA). The JOC meeting and Execute committee meeting was conducted, followed by formal inaugural function of CYTOCON 2024, in the presence of Dr. Arvind Rajwanshi, Executive Director, AIIMS, Raebareli, Dr. Goverdhan Dutt Puri, Executive Director, AIIMS, Jodhpur, Dr. Radhika Srinivasan, President IAC, Dr. Bharat Rekhi, Secretary IAC, Dr. Poonam Abhay Elhence, Organizing Chairperson and Dr. Abhishek Purohit, Organizing Secretary. The dignitaries unveiled the souvenir of the conference and JOC supplement. The event concluded with a vibrant cultural evening and dinner, fostering camaraderie among delegates. The participants enjoyed the rich heritage of Jodhpur through meticulously organized social programs.

Conference highlights included lectures delivered by National and International faculties:

- Dr. Andrey Bychkov (Kameda Medical Center, Kamogawa, Japan)- delivered the **Dr. Subhash Kumari Gupta Memorial Lecture** (Digital Cytopathology - Ready For Primetime?)
- Dr. Sinchita Roy Chowdhury (MD Anderson Cancer Center, Texas, USA)- delivered the **IAC Academy Oration** (The Future Of Minimally Invasive Diagnostics By Integrating Cytology And Molecular)
- Dr. Zahra Maleki (Johns Hopkins Medicine Pathology, USA)- delivered the **IAC Academy Guest Lecture** (The Milan System, Cytomorphologic Features, And Diagnostic Challenges)
- Maj Gen Dr. Reena Bharadwaj, SM, VSM (Bharati Vidya Peeth Medical College, Pune)- delivered the **Prof. P. N. Wahi Oration** (WHO Reporting System for Lung Cytopathology: 2023)
- Dr. Bharat Rekhi (TMH, Mumbai)- delivered the **Ernest Fernandes Award Slide Seminar**, showcasing interesting and challenging cases
- A symposium on exfoliative pulmonary cytology: A valuable resource, morphology and beyond was moderated by Dr. Pooja Bakshi (SGRH, Delhi) and included insightful presentations and cases by Dr. Abhinav Guliani, Dr. Poojan Agarwal, Dr. Pooja Bakshi, Dr. Deepali Jain, Dr. Nalini Gupta and Dr. Prajwala Gupta.

Apart from the lectures and orations delivered by the esteemed faculty, award paper presentations- Nalini Bai Thakkar (NBT), Jwala Devi award and Col. D. B. Nayar award presentations, discussed their research papers, followed by oral proffered and poster presentation sessions. A total of 117 posters and more than 100 proffered papers were received from the delegates.

Engaging **National Quiz in Cytology** for postgraduate students, looped in the residents and audience to an interesting session, conducted by Quiz masters Dr. Vaishali Walke (AIIMS Bhopal) and Dr. Indranil Chakrabarti (AIIMS, Kalyani). The valedictory function hosted various awards for all categories, followed by Dr. Radhika Srinivasan handing over the charge of IAC President to Dr. Venkateswaran K Iyer. All delegates were awarded credit points by the Rajasthan Medical Council.

Post-conference workshops on 18th November focused on enhancing practical skills in:

- **Cervical Cytology**, moderated by Dr. Shilpi Agarwal
- **Breast Cytology**, moderated by Dr. Poonam Abhay Elhence
- **Cell Block and Ancillary Techniques**, moderated by Dr. Bharat Rekhi

The workshops provided participants with practical insights guided by various experts in the field. CYTOCON 2024 also featured unique sessions to encourage creative thinking in cytopathology, including: **Poetry in Cytopathology, Cytology Pareidolia and Pathology Riddles**. These sessions were widely appreciated for their innovative approach to engaging participants.

The organizing team extends heartfelt gratitude to all speakers, delegates, sponsors, and supporting staff for their contributions to the success of CYTOCON 2024.

Glimpses of CYTOCON 2024



Glimpses of CYTOCON 2024



Dr Atul Gupta, moderator for prec-conf CME during CYTOCON 2025. Glimpse of the cultural program reflecting the flavor of Rajasthan. Dr Zahra Maleki, Johns Hopkins University, virtually delivering her invited guest lecture. Dr Kusum Kapila, Kuwait University Faculty of Medicine, Kuwait being felicitated. Dr Sinchita R Choudhury, felicitated by the secretary and President IAC, at USCAP 2025, Boston for her virtual IAC Academy Oration during CYTOCON 2025, Jodhpur.



Glimpses of CYTOCON 2024



Dr Reena Bharadwaj, awardee Dr PN Wahi Oration

Dr Bharat Rekhi, awardee Ernest Fernandes slide seminar



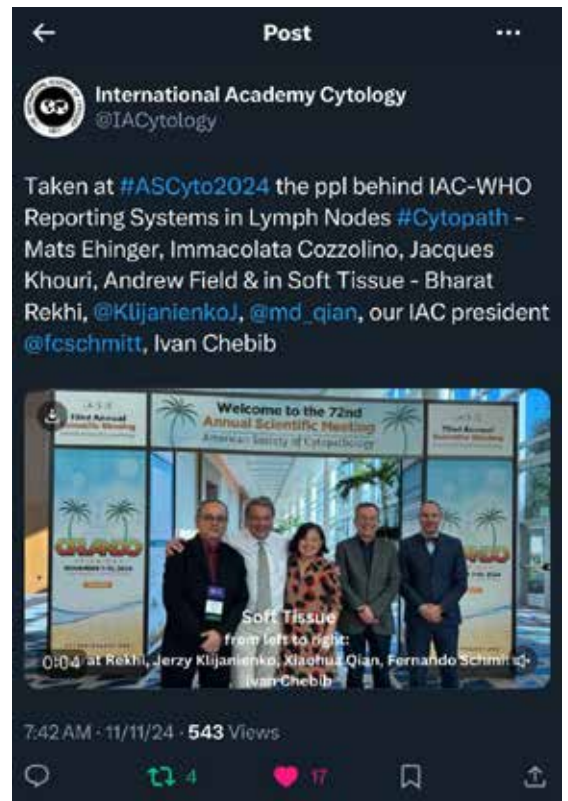
Glimpses of CYTOCON 2024



Dr Pooja Bakshi, Sir Gangaram Hospital, New Delhi moderator for the IAC Symposium

Dr Andrey Bychkov, Kameda Medical centre, Japan delivered Dr S.K. Gupta Memorial lecture

Glimpses from Annual Scientific Meeting of American Cytopathology Society



Report on Delhi Chapter of IAC

Submitted by: Dr. Shilpi Agarwal, Secretary cum Treasurer, DCIAC

President
Dr. Shyama Jain

Secretary Cum Treasurer
Dr. Shilpi Agarwal

Executive Members
Dr. Neelam Sood
Dr. Charanjeet Ahluwalia
Dr. Pooja Bakshi
Dr. Prajwala Gupta
Dr. Meeta Singh

Report of Delhi Chapter of Indian Academy of Cytologists

- 1- Life Members: 483
- 2- Donation received: ₹ 2,55,000 by CYTOCON 2020, by AIIMS, New Delhi
- 3- Scientific events

a) Workshop on “Breast cytology”

Organised by Vardhman Mahavir Medical College (VMMC), New Delhi on 10th February 2024 for the PG / DNB students. A total of 90 delegates registered and more than 100 medical fraternity attended the workshop. In pre lunch session, a series of lectures were taken by Dr. Shilpi Agarwal, Dr. Charanjeet Ahluwalia, Dr. Prajwala Gupta, Dr. Sachin Kolte, Dr. Sufian Zaheer, Dr. Neha Madan and Dr. Anchal (Radiologist) covering extensively all categories in breast cytology and radiology of breast lesions.

The post lunch slide viewing session covered the spectrum of all lesions of breast on cytology, CNB including IHC.

b) Annual conference of DCIAC (DCIAC 2024)

Organised by Lady Hardinge Medical College, New Delhi on 14 September 2024. Around 250 delegates attended the conference. The scientific activities included were

- The guest lecture by Dr. Roshan Chinoy (Head of Histopathology, HNCII, Mumbai) on “ Tales of Head and Neck cells.
- Dr. Pooja Bakshi (Director Cytopathology, SGRH, Delhi) delivered a lecture on “Potpourri of cases on cervical cytology and HPV”
- Dr. N.K. Chaturvedi, Founder member of DCIAC, former Director of PGIMER & Dr. RML Hospital, New Delhi was felicitated for his outstanding contribution to the field of cytology.
- Award oral papers (3), Potpourri oral papers (9), Award posters (92)
- Quiz for resident doctors.
- The Organiser (LHMC, New Delhi) donated ₹25,000 to the DCIAC.





CME on MOLECULAR CYTOPATHOLOGY

“Beyond Morphology, Towards Precision” Under the aegis of Delhi Chapter of Indian Academy of Cytologists

Date: 22nd February 2025, Saturday (9 am to 4 pm) | Organised by: Maulana Azad Medical College, New Delhi

Venue: Auditorium, Maulana Azad Medical College

Organising chairperson: Dr. Nita Khurana, HOD (MAMC); Organising secretary: Dr. Meeta Singh, Professor (MAMC)

Co-organising secretary: Dr. Nidhi Verma, Professor (MAMC)

Maulana Azad Medical College, New Delhi has successfully concluded CME in Molecular Pathology under the aegis of DCIAC on 22nd February 2025.

The CME was conducted by Dr Nita Khurana as organizing chairperson, Dr Meeta Singh as organizing secretary, Dr S Jain as moderator (President DCIAC) and Dr. Shilpi Agarwal (Secretary DCIAC).

The chief patron Dean Madam, Dr Poonam Narang unveiled the CME handbook and declared the event open with inauguration remarks by President DCIAC Dr S Jain, HOD pathology Dr Nita Khurana, President IAC Dr Venkat Iyer, AIIMS New Delhi and Organizing secretary Dr Meeta Singh.

Prominent faculty took insightful lectures including Dr Gayathri from ILBS, Dr Binita Goswami from MAMC, Dr Deepika and Dr Meeta Singh from MAMC, Dr Deepali Jain from AIIMS, Dr Nalini Gupta from PGI Chandigarh, Dr Puja Bakshi from SGRH, Dr Haimanti Sarin from Medanta, Dr Prajwala Gupta from ABVIMS RML Hospital, Dr Sheetal from SJH, Dr Himamshi Diwan from RGCI.

Panel discussion was moderated by Dr S Jain attended by Dr Venkat Iyer, Dr Sonal Sharma from UCMS, Dr Nalini Gupta, Dr Deepali Jain.

Prominent chairpersons included Dr Nita Khurana, Dr Puja Sakhuja, Dr Manju Kaushal, Dr Neelam Sood, Dr Charanjeet Ahluwalia, Dr Vinod Arora, Dr Preeti Diwaker, Dr Ram Naval Rao and Dr Subrat Chandra.

Post Graduate Quiz was conducted by Dr Parul Gautam from SMS Jaipur and Dr Nimisha Dhankar from GB Pant hospital.

It was attended by more than 200 participants including 56 faculties and 168 residents across 7 states.

Glimpses of CME on Molecular Cytopathology



Glimpses of CME on Molecular Cytopathology





Report of Goa Chapter of IAC

Submitted by - **Dr. R. G. W. Pinto**
President of Asian Society of Cytology, Ex Dean Goa University

International CME in Pathology, Histopathology and Cytopathology, Goa, 2025

International CME in Pathology, Histopathology and Cytopathology was held in Miramar Goa between 23 to 25 January 2025. Dr RG Wiseman Pinto was the Chairman International CME. The CME had a pure Scientific content of Excellent quality and standard. About 200 delegates from all over India including from Jammu, Kashmir, Ladakh to Kerala, Tamil Nadu, from Gujarat to Assam and Meghalaya as well as from overseas including USA, France, Canada, Australia and New Zealand attended the CME.

There were 23 talks and 90 oral papers and posters. The International Faculty were Dr. Anais Malpica, MD Anderson USA, Dr. Jerzy Klijanienko, Curie institute, Paris, Dr. Rafael Jimenez, Mayo Clinic USA. The national faculty were Dr. N.A. Jambhekar former HOD, TMH Mumbai, Dr. R.G. Wiseman Pinto, Goa University, formerly at Goa Medical College, Dr. Sandeep Mathur, AIIMS New Delhi, Dr. Neha Mittal, TMH Mumbai, Dr. Ram Nawal Rao, SGPGI Lucknow, Dr. Jai Chaurasia, AIIMS Bhopal, Dr. Nikita Oza, Mumbai, Dr. Arvind Bogade, Dean and HOD Pathology Ambajogai, Dr. Madhu Kumar, HOD, KGMU, Lucknow. Goa Medical Council granted 10 CME Credit points for this CME which is the highest in India for a CME or Conference. There were no sponsors or any advertisements.

Other academic events in Goa held under the leadership or guidance of Dr R.G. Wiseman Pinto Professor of Pathology. Former Dean, Goa University and President, Asian Society of Cytopathology are as follows:

1. Rotary Club of Margao Midtown organized Nakshatrass Interschool Talent Search event and competition on 4th and 5th February 2025 at Ravindra Bhavan Margao. Dr R.G. Wiseman Pinto was invited as the Chief Guest and Mr Yogiraj Kamat was the Guest of Honour.

Around 900 students from 20 schools and 100 students from 7 Special Schools participated. Events were public speaking, just a minute, group dancing, group singing, Rangoli, face painting, quiz, newspaper making, skit, vision 2030, solo singing and the Voice of Nakshatrass.

2. Research & publications:

- a) Dr RGW Pinto is leading an International Research Study titled "Clinical Scenarios where Cytopathology is superior to Histopathology". The Doctors who are participating in this study include Dr. Jerzy Klijanienko, France, Dr. Henryk Domanski, Sweden, Dr. Megha Joshi, USA, Dr. Komala Pillai South Africa, Dr. Tomoo Itoh, Japan, Dr. Bernard Majak, Norway, Dr. Nadezdha Melnikova, Russia., Dr. Bo Ping, China, Dr. Do Ming Trong, Vietnam, Dr. M Zillur Bangladesh, and the Indian doctors include Dr. Tanuja Shet Professor and HOD, TMH, Mumbai, Dr. B. Rekhi Professor, Pathology TMH Mumbai, Dr. Nalini Gupta Professor, Pathology PGIMER Chandigarh, Dr. Sandeep Mathur Professor, Pathology AIIMS New Delhi, Dr. Indranil Chakraborti, Addl Professor, Pathology AIIMS Kalyani, Dr. K. Yookarin, Professor, Pathology NEIGRIMS, Shillong. This International Research Study is for the platforms of International Academy of Cytology, Indian Academy of Cytologists, Asian Society of Cytopathology and the website pathoindia.com

International Research Study in Cytopathology

Dr R.G. Wiseman Pinto Professor of Pathology. Former Dean Goa University and President Asian. Society of Cytopathology is conducting another International Research Study titled Clinical Scenarios wherein Cytopathology is superior to Histopathology.

There are many Clinical situations wherein Cytopathology is superior and the Doctors who are participating in this Study include Dr Jerzy Klijanienko, France, Dr Henryk Domanski, Sweden, Dr Megha Joshi, USA, Dr Komala Pillai South Africa, Dr Tomoo Itoh, Japan, Dr Bernard Majak, Norway, Dr Nadezdha Melnikova, Russia, Dr Bo Ping, China, Dr Do

Ming Trong, Vietnam, Dr M Zillur, Bangladesh and the Indian doctors include Dr Tanuja Shet Professor and Head of Pathology Tata Memorial Hospital, Mumbai, Dr B. Rekhi Professor of Pathology Tata Memorial Hospital Mumbai, Dr Nalini Gupta Professor of Pathology PGIMER Post Graduate Institute of Medical Education and Research, Chandigarh, Dr Sandeep Mathur Professor of Pathology AIIMS New Delhi, Dr Indranil Chakraborty Professor of Pathology AIIMS Kalyani Dr K Yookarin Professor of Pathology NEIGRIMS North Eastern Indira Gandhi Research Institute of Medical Sciences Shillong, Meghalaya.

This International Research Study is for the platforms of International Academy of Cytology, Indian Academy of Cytologists, Asian Society of Cytopathology and the website pathoindia.com.

International CME in Pathology Histopathology and Cytopathology was held in Miramar Goa between 23 to 25 January 2025

The CME had a pure Scientific content of Excellence quality and standard without any sponsors or advertisements. Dr RG Wiseman Pinto was the Chairman International CME in Pathology Goa, 23 to 25 January 2025. 200 delegates from all over India from 23 states of India from Jammu, Kashmir, Ladakh to kerala, Tamil Nadu and from Gujarat to Assam and Meghalaya as well as overseas USA, France, Canada, Australia and New Zealand attended. There were 23 talks and 90 oral papers and posters. Goa Medical Council gave 10 CME Credit points for this CME which is the highest in india for a CME or Conference.

The International Faculty were:

1. Dr Anais Malpica, MD Anderson Texas Houston USA
2. Dr Jerzy Klijanienko, Curie institute Paris France
3. Dr Rafael Jimenez, Mayo clinic Rochester Minnesota USA
4. Dr N.A. Jambhekar, Ex Tata Memorial Hospital Mumbai
5. Dr R.G. Wiseman Pinto, Goa University, Ex Goa Medical College

The National Faculty were:

1. Dr Sandeep Mathur, AIIMS New Delhi
2. Dr Neha Mittal, Tata Memorial Hospital Mumbai
3. Dr RN Rao, SGPGI Lucknow
4. Dr Jai Chaurasia, AIIMS Bhopal
5. Dr Nikita Oza, Consultant Pathologist Mumbai
6. Dr Arvind Bogade Dean and Professor and HOD Pathology Ambajogai
7. Dr Madhu Kumar Prof and HOD King George Medical University Lucknow

Glimpses of International CME in Pathology, Goa



Glimpses of International CME in Pathology, Goa





Glimpses of International CME in Pathology, Goa





E-book on medico-legal guidelines and autopsies released

NT BUZZ

An e-book titled 'Medicolegal Guidelines and Autopsies', edited by Dr. R.G. Wiseman Pinto, professor of Pathology and former Dean of Goa University, and president of the Asian Society of Cytopathology, was released recently.

The book explains when autopsies should be classified as medico-legal or pathological. It explores the etymology of the word 'autopsy' and details various types, including forensic, clinical, complete, partial, restricted, panel, and digital (virtual or 'virtopsy') autopsies. It also traces the history of autopsies globally and in India and highlights Indian pathology professors who have promoted their use. Autopsies play a crucial role in determining the cause of death, aiding medical research, and ensuring quality in diagnosis and treatment.

They also assist in resolving medico-legal cases by providing final diagnoses and can be used in clinico-pathological conferences (CPCs).

The medicolegal guidelines in the book were formulated by Dr. Pinto on February 21, 2009, with inputs from several experts, including Dr. Silvano Dias Sapeco, Dr. N.G. Dubashi, Dr. Edwin Gomes, Dr. Ponraj S, Dr. Dilip Amonkar, Dr. F.P. Noronha, Dr. M. Nazareth, Dr. Guruprasad Pednekar, Dr. Savita Chandra, Dr. C.P. Das, Dr. Philomena D. Sousa, and Dr. Zelio D. Mello.

"In recent years, there has been a rise in panel autopsies, particularly in post-partum deaths following in vitro fertilisation (IVF)," says Dr. Pinto, adding that autopsies are also being conducted in cases of post-vaccine deaths, anaphylactic reactions, and sudden fatalities, including among younger individuals.

IN SHORT >>

Dr Pinto on investigators team of global research programme

PANAJI: Dr R G Wiseman Pinto, former Professor of Pathology at Goa Medical College and Dean of Goa University, is among a dozen doctors selected as investigators for the global research project 'Surgical Pathology and Sustainable Development'. He is the only Indian doctor on the team, after Anita Borges, another Indian pathologist, declined due to time constraints. Dr Pinto, also president of the Asian Society of Cytopathology, will join the University of Bordeaux-led project to establish Surgical Pathology Laboratories aimed at reducing carbon footprints and combating global warming and biodiversity loss. The study involves centres in Belgium, Germany, the USA, UK, France, Tunisia, New Zealand, and India. The project focuses on sustainable practices in surgical pathology.

Dr Pinto to lead international research study on cytopathology superiority

MAPUSA: Dr R G Wiseman Pinto, Professor of Pathology, former Dean of Goa University and President of the Asian Society of Cytopathology, is leading an international research study titled 'Clinical Scenarios Where Cytopathology is Superior to Histopathology'. The study explores various clinical situations where cytopathology outperforms histopathology.

International participants include renowned doctors such as Dr Jerzy Klijanienko (France), Dr Henryk Domanski (Sweden), Dr Megha Joshi (USA), Dr Komala Pillai (South Africa), Dr Tomoo Itoh (Japan), Dr Bernard Majak (Norway), Dr Nadezdha Melnikova (Russia), Dr Bo Ping (China), Dr Do Ming Trong (Vietnam), and Dr M. Zillur (Bangladesh). Leading Indian experts include Dr Tanuja Shet, Dr B Rekhi, Dr Nalini Gupta, Dr Sandeep Mathur, Dr Indranil Chakraborty, and Dr K. Yookarin, among others.

Heraldo
The Voice of Goa since 1908

REVISED EDITION OF E-BOOK ON TUBERCULOSIS RELEASED

PANJIM: An E-Book on Tuberculosis: Recent Concepts a revised edition edited by Dr RG Wiseman Pinto, professor of Pathology, former Dean Goa University and the President Asian Society of Cytopathology has been released, recently, by the Asian Society of Cytopathology. The topics covered include pathology of tuberculosis, clinical features, laboratory tests, imaging modalities, newer methods for tuberculosis diagnosis, pediatric TB, a glance at TB control measures, treatment of TB, TB and Hematology, TB with HIV and prevention of TB, history of TB and history of AFB acid fast bacillus staining.

The authors who have contributed to this book include Dr Savio Rodrigues former medical superintendent GMC and former professor and Head of Microbiology Department, GMC; Dr Vaishali Joshi professor of Pediatric Department GMC; Dr Sanjivani Keni, in Charge of RNTCP Revised National TB Control and Elimination Programme, GMC; Dr Mahadev Swamy, consultant hematologist and bone marrow transplant physician Manipal Hospital, Dona Paula; Dr Wanda Viegas, in charge of HIV and AIDS unit GMC; Dr Swapnil Solanki, resident Department of Respiratory Medicine GMC; Dr Swizzel Pereira; resident Radiology Department GMC; Dr Cigy Borges, in charge of TB, Diagnostic Laboratory GMC and Dr Wiseman Pinto. The E-Book is available free of cost on the Patho India website. Link is <https://pathoindia.com/pi-articles/>

New e-book explores rising cases of heart attacks in young adults

THE GOAN NETWORK

MAPUSA

The Asian Society of Cytopathology has recently released a revised edition of its e-book on acute myocardial infarction in the young population.

Edited by Dr R G Wiseman Pinto, a distinguished Professor of Pathology, former Dean of Goa University, and the current President of the Asian Society of Cytology, the book provides an in-depth analysis of this critical health issue.

The e-book is a collaborative effort, with contributions from experts including Dr Jaganath Kolwalkar, Associate Professor in the Department of Cardiovascular and Thoracic Surgery (CVTS) at Goa Medical College; Dr Shivshankar K, Junior Res-

www.patho-india.com, the e-book covers a comprehensive range of topics.

These include risk factors, causes, clinical and genetic aspects, prognosis, epidemiology, coronary artery disease (CAD), non-atherosclerotic CAD, prevention strategies, angiography, medical and invasive treatments, and the incidence of cases in India, Goa, and South East Asia.

The report highlights that in South East Asia, acute myocardial infarction occurs on average a decade earlier than in Western countries. It also examines emerging factors contributing to the condition, such as COVID-19, COVID-19 vaccines, narcotic drugs, cocaine, autoimmune and immunological diseases,



External Quality assurance Programme, IAC:

Twelve (12) New laboratories have registered in the Year 2024 for the EQA, IAC:

1. Dr Shruti Gupta, Department of Pathology and Lab Medicine, Medical College Block, Second floor, AIIMS, Raebareli, Uttar Pradesh- 229405
2. Dr Vidya MN, Department of Laboratory Medicine, Manipal Hospitals, No 98, Hal Airport Road, Rustom Bagh Road, Bangalore- 560017
3. Dr Shilpi Agarwal, Cytology Lab, Room no 7, Ground floor, Pathology department, Lal Building, Lady Hardinge Medical College, New Delhi- 110001
4. Dr. Deepika, Assistant Professor, Pathology lab, OPD Building, AIIMS Ghorakhpur-273008
5. Dr K S Supraja, Yashoda Hospitals Pvt Ltd., Khanamet Village, Sharilingampally, Hyderabad, Telangana-500084
6. Dr Naresh Rai, JNU Cytopathology Laboratory, Central Laboratory, Department of Pathology, JNUIMSRC, JAIPUR-302017
7. Dr Indranil Das, OncoQuest Laboratories Limited, Rajarhat Main Road, Kolkata- 700059
8. Dr Yogita Munjal, Graphic Era Institute of Medical Sciences, Dehradun- 248008
9. Dr Punam Prasad Bhadani, Department of Pathology (Cytology section), Central Laboratory, AIIMS, Patna-801507
10. Dr Indranil Chakrabarti, Additional Professor, Department of Pathology & Lab Medicine, AIIMS, Kalyani-741245
11. Dr Divya P, Ramaiah Memorial Hospital Central Laboratory Services; MSR Nagar, MSRIT post. Bengaluru-560054
12. Dr Pranab Dey; Dr Natasha Modi, Cytopathology clinic, Department of Cytopathology, National Institute of Medical Sciences and Research, Jaipur- 302131

EQA registration was renewed for the other Laboratories at New Delhi, Mumbai, Bangalore, Chennai, Kolkata, Hyderabad, Lucknow, Meerut, Agra, NOIDA, Faridabad, Gurgaon, Ghaziabad, Ahmedabad, Pune, Indore, Nagpur, Barshi, Bhubhaneswar, Raipur, Jaipur, Pondicherry, Patna, Malda, Dharwad, Mangalore, Manipal, Trivandrum, Chandigarh, Amritsar, Ludhiana, Mohali, Dehradun, Mewat, Malda, Guwahati.

Congratulations to Prof. (Dr). Nalini Gupta, EQA Chairperson, and members of EQA committee, especially Dr. Parikshaa Gupta and Dr. Manish Rohilla Dept. of Cytology & Gynec. Pathology PGIMER, Chandigarh for their tireless efforts in running the EQA programmes successfully.



**Annual report submitted by
Prof. (Dr.) Ram Nawal Rao, Secretary, IAC, UP Chapter**

Annual Conference of Indian Academy of Cytologists, UP Chapter CYTOCON 2024

**Annual Report
Conference (Day 1)**

A. Organizing Committee

The Annual conference of Indian Academy of cytologists (IAC) - UP chapter was held in Institute of Medical Sciences, BHU, under the aegis of IAC, UP Chapter on 14th & 15th September 2024, organized by the department of Pathology,

Organizing Committee-UPCYTOCON 2024:

Prof. Sandip Kumar (Organizing Chairperson),
Prof. Amrita Ghosh (Organizing Co-chairperson),
Dr. Mahima Yadav (organizing secretary),
Dr. Deepa Rani (treasurer),
Dr. Anju Bharti (co-treasurer),
Dr. Bitan Naik (Joint Organizing Secretary),
Dr. Vikas Kailashiya
Dr Anu Singh (Joint Scientific Secretaries),
Dr Pratishtha Sengar and Dr. Neha Singh.

Cytopathology is a diagnostic technique in which, cells extracted from tissues, are examined under a microscope and make the diagnosis. The field of cytopathology is advancing at a rapid pace and it is essential for pathologists to keep up with the evolving concepts in cytopathology. More than 200 Delegates/doctors/faculty/residents from all over the country attended the conference and were able to interact with guest faculties from premiere institutes of India, present their research and get updated with the latest developments.

B. Faculty Speakers

The theme of the conference was Frontiers in Cytopathology: Basics to Breakthroughs and true to its theme, the topics ranged from basics of cytopathology to the recent updates. Following the invocation and inaugural function, the impressive scientific program started Faculty speakers as below-

1. Prof. Nalini Gupta (PGIMER Chandigarh) on Follicular Patterned lesions of thyroid.
2. Prof. Neelaiah Siddaraju (JIPMER, Pondicherry) covered updates about the technique and interpretation of endoscopic ultrasound guided FNAC of pancreatobiliary lesions.
3. Prof. SCU Patne (HBCH, MPMMMCC, Varanasi) gave a talk on the recent evolution of cell block acting as a bridge between cytopathology and histopathology.
4. Prof. Nuzhat Husain (RMLIMS, Lucknow), addressed Cervical Cancer Screening and made the perspective wider.
5. Prof. Bharat Rekhi (TMH Mumbai) delivered the prestigious Prof. P.K. Agarwal Oration on cytopathology of soft tissue tumours,
6. Prof. Deepali Jain's talk (AIIMS, Delhi) on lung cytopathology and the ancillary techniques for targeted therapy.
7. Prof. Madhu Kumar (KGMC lucknow, taken interactive case-based discussion
8. Prof. Deepa Rani (SNMC Agra) taken interactive case-based discussion
9. Dr Shivanjali Raghuwanshi (KGMC, lucknow) which was a pot-pourri of interesting cases
10. Prof. RGW Pinto's talk (Goa Medical college) on empowerment of histopathology and cytopathology worldwide.
11. Prof. Ram Nawal Rao (SGPGIMS, lucknow) talked about cell block, IHC and molecular techniques in rare breast lesions.
12. The session ended with slide seminars of interesting cases by Prof. Nidhi Verma (MAMC, New Delhi)
13. Prof Anshul (MLNMC, Prayagraj) followed by the valedictory function and felicitation ceremony



C. Oral & Poster Paper

Around 100 high quality research papers were presented. There were approximately 70 posters and 15 oral presentations by talented young resident doctors from different parts of the country. Judged by Prof SCU Patne, Prof Riddhi Jaiswal, Prof Arvind kumar and Prof Mayank Singh.

The gala dinner was held in the grounds of IMS BHU with live music setting the stage for light hearted exchanges, collaborative discussions and research ideas, certainly reflecting in improved patient diagnosis and care.

D. Workshop (Day 2)

Three exciting workshops were organized on 15th September 2024 (Day 2), namely live microscopy on fluid cytopathology, salivary gland cytopathology and hands on training on the detection of HPV DNA by PCR.

The Fluid cytopathology workshop was conducted by the stalwarts of pathology - Prof. Nalini Gupta (PGIMER Chandigarh). Techniques and reporting systems of effusion cytopathology with live demonstration of interesting and important microscopic features were presented to the delegates. Prof. Prajwala Gupta (ABVIMS, RMLH New Delhi) enlightened the delegates on cytopathology of Bronchial wash and bronchial lavage. Dr. Mona Bargotya (RGSSH, New Delhi) conducted the workshop reporting of urine cytology with latest updates. Prof. Zachariah Chowdhury (MPMMCC, Varanasi) illustrated CSF cytopathology. These sessions were followed with slide viewing and discussion.

Prof. Anurag Gupta, (RMLIMS, Lucknow) discussed salivary gland lesions through a detailed discussion on approach to diagnosis, classification and reporting with live microscopy, starting from the basics to the updates, leaving the delegates with clear concepts.

The third workshop was on HPV DNA detection in cytology samples through PCR, conducted by the department of Immunopathology, IMS, BHU. All the delegates had a wonderful learning opportunity.

The conference was a resounding success, with delegates fully engaged in hands-on workshops and interactive discussions. Participants gained valuable insights into advanced diagnostic techniques and many expressed how much they learned from the practical sessions and expert-led lectures. The feedback was overwhelmingly positive with future requests. There was appreciation for deepening of understanding in a collaborative setting.

Overall, it was a wonderful experience that enriched both professional skills and peer connections.

UPCYTOCON 2024

Theme: Frontiers in Cytopathology: Basics to breakthroughs

SCIENTIFIC SCHEDULE

Conference: 14th September 2024 | Venue: K. N. Udupa Auditorium, IMS BHU

Time	Topic	Speakers	Chairperson
07.30 am 08.00 am	Registration		
08.00 am 09.00 am	Oral presentations 1) Hall A: KN Udupa auditorium 2) Hall B: Pathology Seminar room		Prof. S.C.U. Patne Prof. Riddhi Jaiswal Prof. Mayank Singh Dr. Arvind Kumar
09.00 am 09.35 am	Follicular patterned lesions of thyroid: Morphology and beyond	Prof. Nalini Gupta (PGIMER, Chandigarh)	Prof. S.C.U. Patne Prof. NK Agrawal Prof. Asem Mishra



Time	Topic	Speakers	Chairperson
09.35 am 10.10 am	Endoscopic ultrasound-guided FNAC (EUS-FNAC) of pancreatobiliary lesions	Prof. Neelaiah Siddaraju (JIPMER, Puducherry)	Prof. S.C.U. Patne Prof. D. P. Yadav
10.10 am 10.40 am	Tea break		
10.40 am 11.05 am	Molecular modalities in cell block	Prof. S.C.U. Patne (HBCH& MPMMMCC, Varanasi)	Prof. Nalini Gupta Prof. Neelaiah Siddaraju
11.05 am 11.40 am	Screening cervical cancer- glandular lesions and beyond	Prof. Nuzhat Husain (RMLIMS, Lucknow)	Prof. Nalini Gupta Prof. Sangeeta Rai Prof. Neelaiah Siddaraju
11.40 am 12.30 pm	Prof. P.K. Agarwal Oration An Odyssey on the Cytopathology of Soft Tissue Tumors: Challenges and Opportunities	Prof. Bharat Rekhi (TMH, Mumbai)	Prof. Madhumati Goel Prof. Nuzhat Husain
12.30 pm 01.30 pm	Inauguration		
01.30 pm 02.30 pm	Lunch		
02.30 pm 03.05 pm	Role of ancillary techniques in lung cytopathology	Prof. Deepali Jain (AIIMS, New Delhi)	Prof. Niraj Kumari Prof. Anurag Gupta Prof. Zacharia Chowdhury
03.05 pm 03.35 pm	Intriguing case-based discussions	1) Prof. Madhu Kumar (KGMC, Lucknow) 2) Prof. Deepa Rani (SNMC, Agra) 3) Dr. Shivanjali Raghuvanshi (KGMC, Lucknow)	Prof. Niraj Kumari Prof. Anurag Gupta Prof. Zacharia Chowdhury
03.35 pm 04.05 pm	Empowering cytopathology and Histo-pathology worldwide	Prof. RGW Pinto (Goa Medical College)	Prof. A. S. Bhayal Prof. Manoj Jain Prof. R.N. Rao
04.05 pm 04.35 pm	Cell block, Immunocytochemistry and molecular techniques in Rare Breast Lesions	Prof. Ram Nawal Rao (SGPGIMS, Lucknow)	Prof. A. S. Bhayal Prof. Manoj Jain
04.35 pm 05.00 pm	Slide seminars of Interesting cases	1) Prof. Nidhi Verma (MAMC, New Delhi) 2) Prof. Anshul (MLNMC, Prayagraj)	Prof. Vinita Agarwal Prof. Subrat Chandra Prof. Mahendra Singh
05.00 pm 05.20 pm	Tea Break		
05.20 pm 05.45 pm	EBM/GBM		
05.45 pm 06.15 pm	Valedictory function and felicitation		

Glimpses of UPCYTOCON 2024



Glimpses of UPCYTOCON 2024



- The winner of **Satya Monga award** is Dr. Ria Mahendru from AIIMS, New Delhi:
- The winner of **Dr Monisha and Panna Chowdhury award** for best published paper in 2024 is Dr. Manjiri M Makade, Department of Pathology, Government Medical College and Hospital, Nagpur, Maharashtra,
- The winner of **Dr. Sushil Malhotra Prize** for 2024 is Ms. Subhashini. P
- The winner of **Dr. Bhaskar Reddy Prize** is Mr. Venkatesan. K
- No IAC fellowship award was given in 2024 as no completion report was received.



Report of West Bengal Cytology Society (IAC, WB Chapter) submitted by Dr. Indranil Chakrabarti, Vice President, WBCS.

Report of the XVIIth Annual State Cytology Conference 2024 at AIIMS Kalyani on the 24 th and 25th of August, 2024

Submitted by Dr Indranil Chakrabarti, Vice President, West Bengal Cytology Society

The Department of Pathology and Laboratory Medicine, AIIMS Kalyani organized the XVIIth Annual State Cytology Conference 2024 under the aegis of West Bengal Cytology Society (Indian Academy of Cytologists - West Bengal chapter) on the 24 th and 25th of August, 2024.

Dr Indranil Chakrabarti, Secretary of the West Bengal Cytology Society, was the Organizing chairperson, and Dr Tummidhi Santosh was the Organizing secretary. 140 delegates from various medical colleges attended the academic meeting.

The first day of the program started with 2 hands-on workshops: one on cervical cytology interpretation (Liquid-based preparations and conventional smears) and the other on cell blocks. Both the workshops were attended by 30 delegates each. The CME on Cervical cytology interpretation was moderated by Dr. Indranil Chakrabarti and the speakers were Dr Sujaya Mazumder and Dr Indranil Chakrabarti from AIIMS Kalyani. The CME on cell block was moderated by Dr. Rama Saha and the speakers were Dr Tummidhi Santosh and Dr Rama Saha from AIIMS Kalyani. Post lunch, after the lamp lighting ceremony, a pre-conference CME on lung and mediastinal cytology was conducted. The speakers of the CME were Prof Dr Deepali Jain, AIIMS New Delhi, Dr. Pooja Bakshi, Sir Ganga Ram Hospital, New Delhi, and Dr Parikshaa Gupta, PGIMER Chandigarh. This was followed by a multidisciplinary panel discussion on thyroid cancers by the faculties of AIIMS Kalyani. Dr. Vikas Dagar moderated the session and the panellists were Dr. Bibhas Saha Dalal (Pathology), Dr. Debangshu Ghosh (ENT and Head Neck Surgery), and Dr. Swarnava Tarafdar (Radiodiagnosis).

The second day began with the inauguration ceremony where the Executive Director Prof (Dr) Ramji Singh and Dean (Academics) Prof (Dr) Kalyan Goswami welcomed all the delegates to AIIMS Kalyani and encouraged the gathering with their motivating words. This was followed by felicitation of the past presidents of West Bengal Cytology Society (Dr Asitava Mondal, Prof Swapan Kumar Sinha, Prof Manoj Choudhuri, Prof Anjali Dasgupta, Prof Bidyut Krishna Goswami and Prof Mamata Guha Mallick Sinha), past and outgoing secretaries (Dr Rajat Mukherjee, Prof Palash Kumar Mandal, Prof Dipanwita Nag and Dr. Indranil Chakrabarti) and past treasurers (Prof Anup Roy and Prof Suchandra Ray).

The prestigious Brigadier M M Roy Memorial Oration 2024 was delivered by Prof (Dr) Radhika Srinivasan, President Indian Academy of Cytologists 2024. This was followed by interesting case presentations by Dr. Tarak Banik (Malda Medical College), Dr. Sourav Bhowmick (Suraksha Diagnostics, Kolkata), Dr. Senjuti Dasgupta (Medical College, Kolkata), Dr. Arghya Bandopadhyay (NRS Medical College, Kolkata) and Dr. Bhaskar Mitra (Drs Roy and Tribedi Diagnostic laboratory, Kolkata)

Post lunch there were award paper presentations, proffered paper sessions, and poster presentations by the postgraduate trainees of various medical colleges. A national undergraduate pathology was conducted by the Students Scientific Society of AIIMS Kalyani in which both the first and second spots were secured by MBBS students of AIIMS Kalyani while UG students of AIIMS New Delhi were the second runners-up. The Postgraduate Quiz was conducted by Dr. Sukanta Chakraborty (Doctors' Diagnostics, Kolkata), Dr. Sanghamitra Mukherjee (Manipal Hospitals, Broadway and Kolkata), and Dr Sudhanshu Shekhar (AIIMS Kalyani). The students of AIIMS Kalyani came first in the PG quiz and the second and third spots were secured by the students of Calcutta National Medical College, Kolkata and AIIMS Kalyani respectively. The General body meeting was conducted under the chairmanship of Dr Sayed Mahmood Nadeem, President of West Bengal Cytology Society, where the new office bearers were selected and other agendas were discussed.

The program ended with prize distribution, a valedictory session, and a vote of thanks.

The present office bearers of the West Bengal Cytology Society are:

- **President:** Dr Sayed Mahmood Nadeem
- **Immediate Past President:** Dr Mamata Guha Mallick Sinha
- **President Elect:** Dr Palash Kumar Mandal
- **Vice President:** Dr Indranil Chakrabarti
- **Secretary:** Dr Anup Kumar Boler
- **Joint Secretary:** Dr Senjuti Das Gupta
- **Treasurer:** Dr Mou Das
- **Assistant Treasurer:** Dr Madhumita Mondal
- **Executive Committee Members:** Dr Sourav Bhowmik, Dr Sukanta Chakraborty, Dr Ranjana Bandhopadhyay, Dr Mallika Pal, Dr Abhishek Mukherjee, Dr Jaya Bagchi, Dr Aghya Bandopadhyay, Dr Sumon Ghosh, Dr Bhavna Bhutoria Jain and Dr Maitreyee Saha

Glimpses of Annual Cytology Conference West Bengal, 2024



Glimpses of Annual Cytology Conference West Bengal, 2024





Glimpses of Annual Cytology Conference West Bengal, 2024



Report of 8th Annual Conference of Association of Cytologists of Maharashtra (MACyCON 2025)

Submitted by Dr. Vikas S. Kavishwar, Secretary ACM

The 8th Annual Conference of Association of Cytologists of Maharashtra, MACyCon 2025 was organized by the Department of Pathology, Dr. Panjabrao Alias Bhausaheb Deshmukh Memorial Medical College, Amravati and Amaravati association of Pathologists and Microbiologists (AAPM) on 15th and 16th February 2025. Around 250 delegates from all over the state participated and about 60 scientific papers and posters were presented.

The prestigious “Dr Shobha Grover oration” was delivered by Dr. Mihir A. Gudi, Senior Consultant, Department of Pathology & Laboratory Medicine, KK Women’s and Children’s Hospital, National Cancer Centre, Singapore. He shared his thoughts and experience regarding ‘The evolution of Gynaecological Cytology through the era of HPV testing’. He also gave useful tips for Post Graduates preparing for the FRCP examination.

Highlights of the conference included the slide seminar, three symposia, talks, PG quiz and slide viewing session. The slide seminar of digital scanned cytology slides was introduced for the first time, thanks to hard work of Dr. Rasika Gadkari and Dr. Nisha Meshram for making it possible. It was greatly appreciated by all.

The symposium on salivary gland FNAC was moderated by Dr. Shubhada Kane, and other speakers included Dr. Anchal Kakkar and Dr. Kanchan Kothari. It covered basic aspects as well as recent advances in salivary gland cytology. The symposium on the ‘Woes of practicing cytologists’ was moderated by Dr. M. Kamal, Dr. R. Ravi and Dr. R. Soni and included case based discussion of all practical aspects in cytology reporting of - lymph node (by Dr. Vijaya Kawalkar), breast (by Dr. Suprita Nayak), body fluids (by Dr. Padmaja Achanta), CNS squash (by Dr. Swati Chavhan), Thyroid (by Dr. R. Ravi), cervical PAP smear (by Dr. Anshu) and Carcinoma of Unknown primary (by Dr. Vikas Kavishwar).

Dr. Bharat Rekhi with a team of cytotechnologists from TMH conducted the symposium on cytology techniques. Dr. Bharat Rekhi also discussed cytological aspects of bone and soft tissue pathology. The PG quiz conducted by Dr. Anupama Gupta and Dr. Rajendra Chaudhari included a spectrum of interesting cases. A slide viewing session conducted by Dr. Shubhangi Belekar and Dr. Nafees Nomann gave hands-on experience to the delegates to study cytology cases.

The conference had something to take away for every delegate, whether Postgraduate Students, Practicing Pathologists or Medical college Faculty. The dean of PDMMC Dr. A. T. Deshmukh and other patrons representing AAPM, Organizing chairperson Dr M. Kamal and organizing secretary Dr R. Soni had not left any stone unturned to make this conference a grand success.



Glimpses of MACyCON 2025



Journal of Cytology Reaching New Heights

Editor-in-Chief of Journal of Cytology, Dr Rohit Tewari reported that Thomson Reuter Impact Factor for JOC for 2023 is 1.0, The h-index for the journal is 25 as against 22 for 2023.

A big hand of applause to Team JOC under the leadership of Dr. Rohit Tewari.



Indian Academy of Cytologist: Karnataka Chapter Report 2025

Submitted by: Lt Col Dr U S Dinesh, President IAC-KC & Dr Anita P Javalgi, Secretary IAC-KC

1. Guest lecture was delivered by Dr Anita P Javalgi as IAC-KC Secretary at Krishna Institute of Medical Sciences Karad on: From cytology to Histology: A Spindly Navigation - Spindle cell lesions of soft tissue on 9.3.2024.
2. Scientific Talk was delivered by Dr Anita P Javalgi titled "Lymphoid infiltrates of Parotid gland: An exciting trip", as IAC-KC Secretary at Annual CME held at ESIC& PGIMSR Blore on 30.4.2024.
3. Departments of Pathology, SDM College of Medical Sciences and Hospital, Shri Dharmasthala Manjunatheswara University, Dharwad organised slide seminar under KCIAPM banner which included 10cases of cyto-histopathology correlation on 17.8.2024.
4. CME was conducted under the banner of IAC-KC on 31.8.2024 organised by Departments of Pathology, SDM College of Medical Sciences and Hospital, Shri Dharmasthala Manjunatheswara University, Dharwad, Karnataka Institute of Medical Sciences, Hubli and Association of Clinical Pathologist and Microbiologist, Hubli. Total of 98 delegates have registered for the CME.

Topics were Fluid Cytology, Urine cytology, Clinical Hematology and slide seminar on Mycology and Unusual cases. Speakers were Dr Purushottam Reddy, Dr S M Choukimath, Dr Sateesh Chauvan, Dr Deepti Dixit.

5. Scientific Talk was delivered by Dr Anita P Javalgi as IAC-KC Secretary at National CME held at Karwar Institute of Medical Sciences Karwar on 13.9.2024

Topics: 1. Radiology assisted Cytological evaluation: A melange of cases
2. Serviceability of cell block in diagnostics.

Executive committee meeting was held for quarter monthly updates from January to March 2025.

- It was decided to host this year state annual conference tentatively by this year end. Two venues are short listed.
- Dr Anita P Javalgi participated as Resource Person/ Quiz master at AIPNA- ICP Intemal Conference held at JNMC Belagavi, KLE university between 7.2.25 to 9.2.25
- Dr Col U S Dinesh conducted Slide Seminar for post graduates on 20.3.2025 at SDM College of Medical Sciences and Hospital.
- Dr Anita P Javalgi is delivering a lecture on Endocervical lesions and Pap smear tentatively in July 2025 at JJMMC in Karnataka.
- Medical Colleges at Kamataka are regularly conducting Cytology Slide seminars.

WELCOME TO

CYTOCON 2025

55TH ANNUAL CONFERENCE OF THE INDIAN ACADEMY OF CYTOLOGISTS

The Department of Pathology at JIPMER, Puducherry, is pleased to invite you to 'CYTOCON 2025,' the 55th Annual Conference organized under the auspices of the Indian Academy of Cytologists. The event will befall from 14th to 17th November 2025 at JIPMER, Puducherry.

Puducherry, often affectionately called Pondicherry, is a unique tapestry of cultures, blending French colonial heritage with south Indian vibrancy. Nestled along the Coromandel Coast, it encompasses the former French enclaves of Puducherry, Karaikal, Mahe, and Yanam, each with distinct character and history.

At its heart lies Puducherry, the capital, once the epicentre of French influence in India. Its streets are lined with remnants of a bygone era, adorned with colonial mansions and tree-lined boulevards that evoke a sense of old-world charm. The city's serene promenades along the Bay of Bengal offer a tranquil escape from the bustling modern world.

Karaikal, to the south, shares in this tranquillity its coastal beauty, which adds to the region's allure. Meanwhile, Mahe, nestled amidst the Western Ghats along the Malabar Coast, exudes a different charm, surrounded by lush greenery and a rich blend of Kerala's cultural heritage.

Yanam, situated further north along the East Godavari district, offers a glimpse into another facet of Puducherry's diversity. Here, the influences of Andhra Pradesh mingle with remnants of French colonial architecture, creating a unique cultural tapestry.

Puducherry retains its French essence despite being a part of India for decades. This is evident in its architecture, street signs, and even the names of its public spaces. The city proudly wears monikers like 'India's Little France' and 'The French Riviera of the East', a testament to its enduring connection to its colonial past.

Adding to this cultural mosaic are the Tamil residents who hold French passports, a legacy of their ancestors' service to the French administration. Institutions like the French Consulate, cultural organizations, and veterans' associations are reminders of this shared history.

Central to Puducherry's charm is its unique town planning, influenced by the bastide model of fortified French towns. This blend of Franco-Tamil architecture showcases the town's rich heritage and skilful urban design, making it a delight for history enthusiasts and culture seekers to explore.

Puducherry stands as a living testament to the harmonious coexistence of diverse cultures, where French colonial legacy seamlessly intertwines with the vibrant tapestry of south Indian traditions.

Organizing Chairperson

Dr. Siddaraju N
Professor (Sr. Scale)
Dept of Pathology
JIPMER



Organizing Secretary

Dr. Debasis Gochhait
Additional professor
Dept of Pathology
JIPMER

Contact: Dr. Debasis Gochhait

Mobile: +91-8489334333 / 6374569682 : E mail: debasis.go@gmail.com

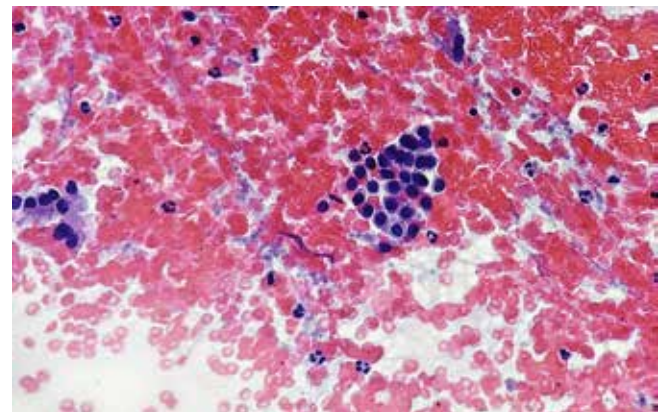
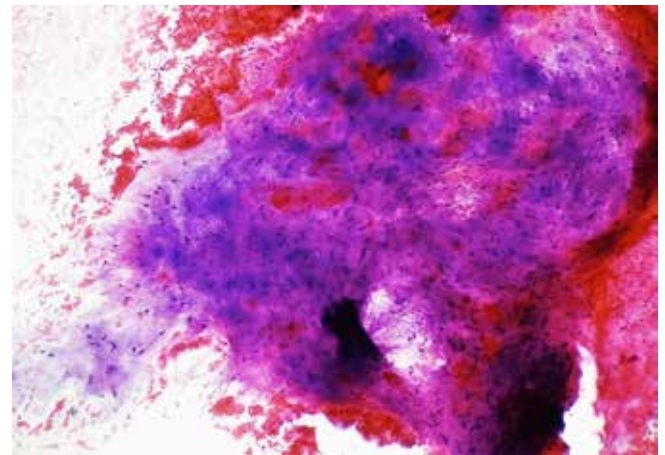
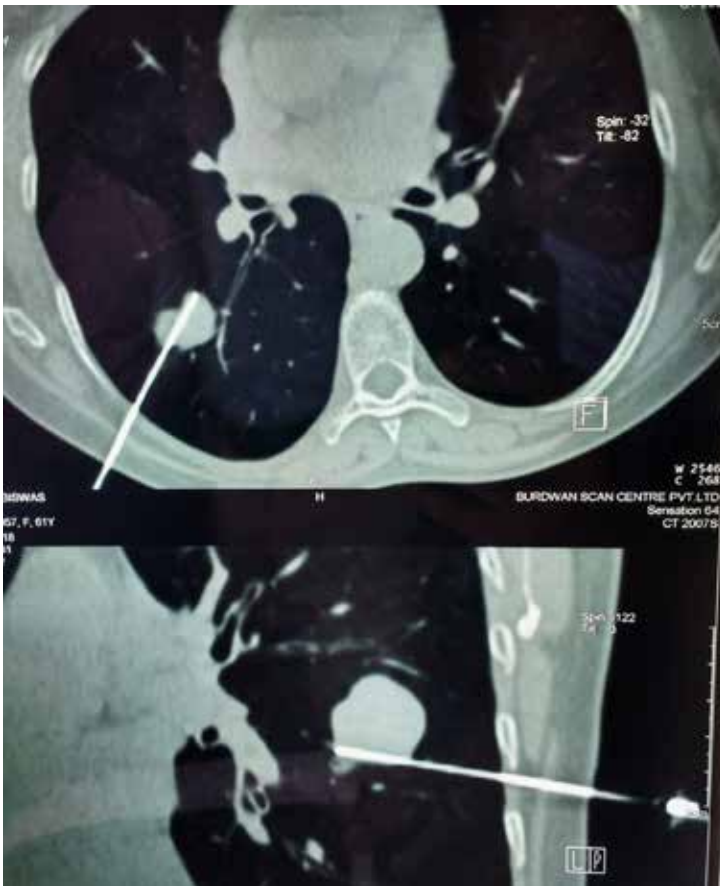
QUIZ TIME

Quiz Question 1

Contributed by: **Dr. Arghya Bandyopadhyay**,

MD, Associate Professor, Department Of Pathology, Nrs Medical College, Kolkata

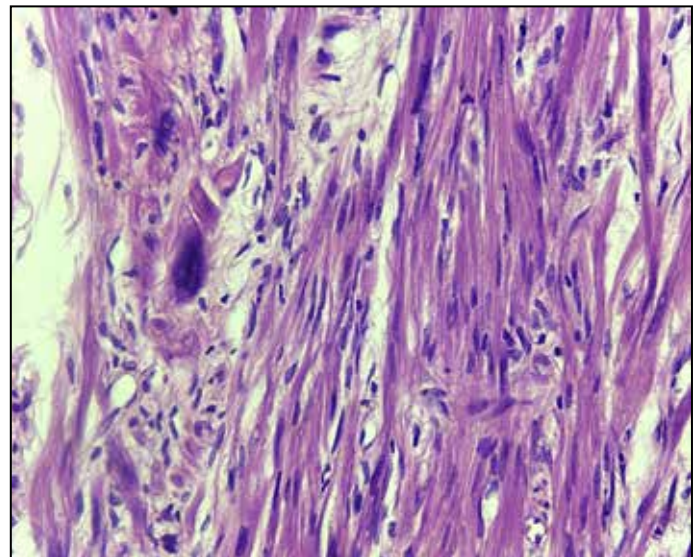
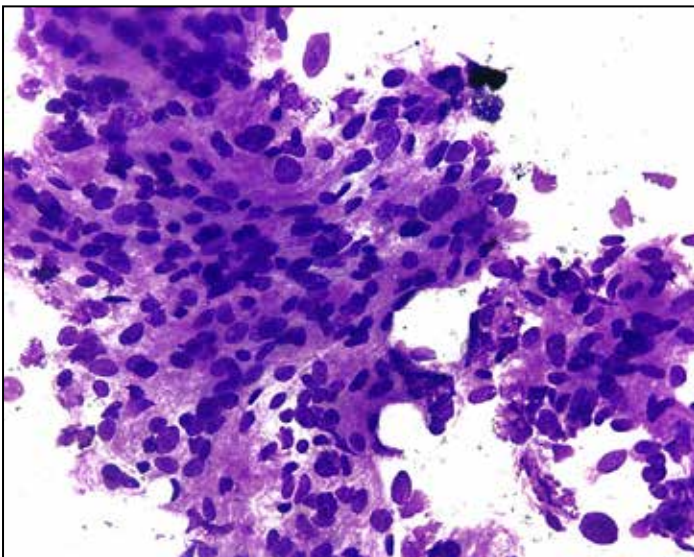
Case: A 61 years lady: CT scan: Calcified nodular lesion in lung; CT guided FNAC: The smears show fragments of mature hyaline cartilage, myxoid connective tissue and clusters of bronchiolar epithelial cells. (Pap stain, 10x and 40x)



Quiz Question 2

Contributed by: **Dr Meeta Singh**, Professor, Maulana Azad Medical College, New Delhi

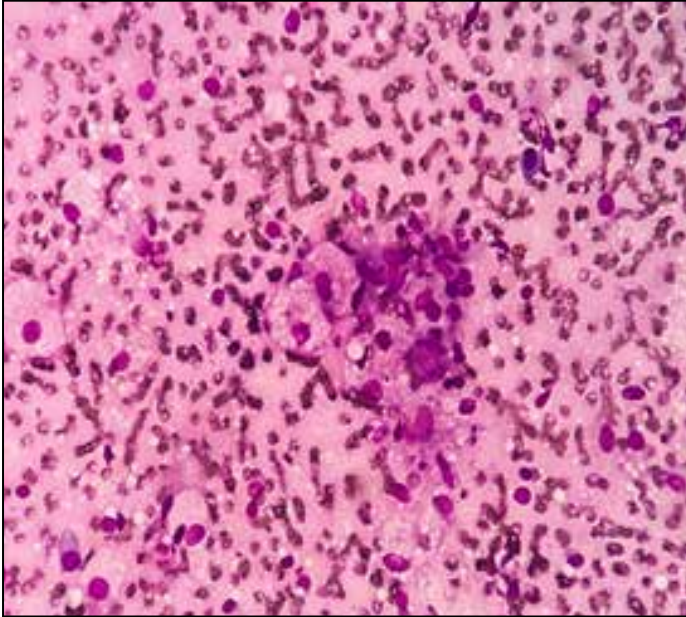
Case: 45 year old male, 3x2 cm Scrotal swelling for 2 years, recent increase in size



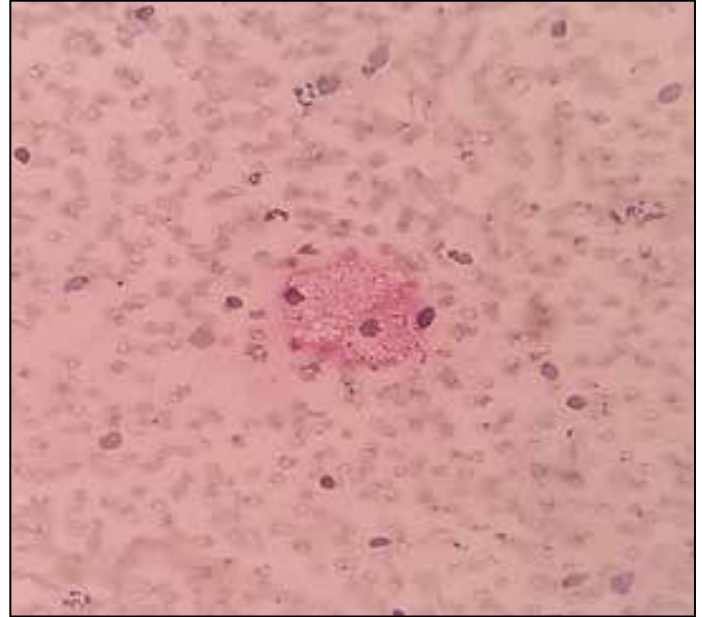
QUIZ TIME

Quiz Question 3

Contributed by: Dr. Deepa Rani, Professor, Pathology, S. N. Medical College, Agra
Case: Rhinoscleroma - A 30 year female presented to OPD with nasal discharge and nasal obstruction for 5 months. On clinical examination, a reddish mass was seen in her left nare



MGG - X 400



PAS stain – X 400

Answers to Previous Quiz

1. **Anaplastic carcinoma of thyroid.** Cellular smears with marked nuclear pleomorphism, epithelioid and spindle cells, osteoclast-like tumor giant cells, necrosis, mixed with acute inflammatory cells
2. **Crystallizing galactocoele.** a rare variation of a galactocoele where inspissated milk secretions crystallize, often appearing as viscous, chalky material on cytology.



Growing Family of IAC Members

Dr Akhtar Un Nisa Salaria	LS-339/24
Dr Anshima	LS-337/24
Dr Arpita Sutradhar	LS-341/24
Dr Aruna Packirisamy	LP-142/25
Dr Arushi Gupta	LG-147/2025
Dr Indrakshi Basak Mukhrjee	LM 185/2025
Dr Ishani Gupta	LG-145/24
Dr Jenna Blah Bhattacharya	LB-167/25
Dr Madhusmita Sethy	LS-343/24
Dr Mahima Yadav	LY-11/25
Dr Malvika Magadhi	LM-181/24
Dr Monal Trisal	LT 58/2025
Dr Neha Suman	LS-340/24
Dr Nikhil Kumar	LK 212/2025
Dr Pakesh Baishya	LB-168/25
Dr Poonam Singh	LS-338/24
Dr Praveen Prakash	LP-141/24
Dr Ranwir Kumar Sinha	LS 344/2025
Dr Reetika Menia	LM-183/24
Dr Ria	LM-180/24
Dr Roopak Aggarwal	LA-120/24
Dr Rubeena Mahroo	LM 184/2025
Dr Seema Goel	LG-146/25
Dr Shivani Gandhi	LG-144/24
Dr Sucharita Sarkar	LS 345/2025
Dr Vanlalhruaii	LV-46/24
Dr Zeeba Shamim Jairajpuri	LJ 93/2025
Dr Natasha Modi	LM-186/25
Dr Urvashi Chandra	LC101/2025



Message from the Editor's desk

Dear IAC Members,

At the outset I thank you all for choosing me for this important post of Editor of our illustrious body. I pledge to fulfill my duty to the maximum and live up to your expectations.

On behalf of IAC, I heartily welcome Dr. Venkateswaran K. Iyer, Professor & Head, AIIMS, New Delhi as the President of IAC.

I also thank our new Chairperson of Accreditation & Examination Committee Dr. Mehernbano Mustafa Kamal, Professor, PDMMC, Amravati, new Executive Committee members Dr. Deepa Rani, Professor, S. N. Medical College, Agra, Dr. Meeta Singh, Professor, Moulana Azad Medical College, Delhi, Dr. Vaishali Walke, Professor & Head, AIIMS, Bhopal for taking up new responsibilities as Executive Committee Member.

IAC thanks Dr. Uma Handa, Govt Medical College, Chandigarh, Dr. Indranil Chakrabarti, AIIMS Kalyani, West Bengal and Dr. Palash Kumar Mandal, R.G. Kar Medical College, Kolkata for having completed their terms as Executive committee members.

I thank Dr. Indranil Chakrabarti for completing his tenure as Editor of Newsletter, IAC and handing me over the baton to continue.

I take this opportunity to thank Dr. Poonam Abhay Elhence, Dr. Abhishek Purohit and their wonderful team for the grand academic feast CYTOCON 2024 held at AIIMS, Jodhpur.

This issue of newsletter brings to you the events of Cytology that took place since August 2024, highlighting the various academic activities of IAC members throughout the country and beyond and refreshing sweet memories.

The first announcement is also out for CYTOCON 2025 which is to be held at JIPMER, Puducherry in November this year.

As you know, we publish two online issues of the Newsletter in a calendar year. I request all IAC members to contribute actively to make the newsletter more interesting and informative.

I am grateful to the President, Secretary, Executive committee members of IAC and Office bearers of all State Chapters of IAC for helping me bring out this issue.

Thanking you all once again,

Long live IAC.

Jai Hind.

Prof. Dr. (Maj) Palash Kumar Mandal

Professor, Pathology

R.G. Kar Medical College, Kolkata

Email: editorial.iacnewsletter@gmail.com,

drpalash04@yahoo.com

Mob: 9883917838



Please send your feedback to
editorial.iacnewsletter@gmail.com
Phone: 9883917838