



I.A.C. NEWS BULLETIN

THE OFFICIAL NEWSLETTER OF THE INDIAN ACADEMY OF CYTOLOGISTS

Vol. 1, March 2024

Executive council of Indian Academy of Cytologists

Dr. Radhika Srinivasan
President

Dr. Bharat Rekhi
Secretary

Dr. Shilpi Agrawal
Treasurer

Dr. Rohit Tewari
Editor, Journal of Cytology

Dr. Venkateswaran K Iyer
Chairperson A & E Committee

Dr. Sandeep R Mathur
Webmaster

Dr R G W Pinto
Chairperson, Intl. Affairs Committee

Dr Dev Prasoan
Rule Master

Dr. Nalini Gupta
E & A Chairperson

Dr Indranil Chakrabarti
Editor, Newsletter

Dr Shyama Jain
Indian Editor, Acta Cytologica

Dr Jasvinder Kaur Bhatia
Executive Committee Member

Dr Poonam Elhence
Executive Committee Member

Dr Pooja Bakshi
Executive Committee Member

Dr Palash Kumar Mandal
Executive Committee Member

Dr Uma Handa
Executive Committee Member

Message from the President

Indian Academy of Cytologists

Warm greetings to all the members of the Indian Academy of Cytologists! At the outset, I wish to express my gratitude and sincere thanks to all members for reposing faith in me, as I take over as the President of our Academy! It is a great honor and I promise to do all that I can and more, to take IAC to greater heights. Wish you all a Happy 2024, a Happy Basant season, and a Happy Ugadi in advance. The new year should inspire us and fill us with newfound energy. I congratulate all the current Office-bearers and urge them to give their best to IAC.



Over the last few years, IAC has become more vibrant with year-long CMEs and workshops conducted mostly by the State Chapters as part of the ongoing academic activities. This is very welcome, especially for trainee postgraduates. The practice of Cytopathology has seen many changes with newer classification and reporting systems in many organs. But the most heartening news is the incorporation of Cytology in the WHO Blue books along with respective histopathology of the lesions. To me, this is a very welcome and long overdue step that reflects our routine practice. The international community has recognized a few Indian cytopathologists with an invitation to contribute to these books, but I would like to see more as we have several talented and experienced cytopathologists who have contributed immensely to the field.

Currently, our practice is also facing several challenges. One of this is in the way Fine needle aspiration is performed. In many centers, merely sampling rather than 'aspiration' is performed. In my chats with PGs, I was shocked to learn that many have not seen the FNA (Franzen's) handle! Ancillary techniques like cell block immunocytochemistry, FISH and flow cytometry are being performed on cytopathology samples in a few select centers only. Core needle biopsy has replaced FNA in some organs which has pros as well as cons. The patient has to bear the brunt of increased cost of a diagnostic test that is equivalent to FNA with cell block. There are deficiencies in training of postgraduates / residents pursuing MD Pathology in the field of cytopathology. There are very limited opportunities for human resource and skill development in cytopathology. We are merely offering 4 fellowships (maximum) in the entire year! What to speak of development of cytotechnicians and cytotechnologists! There is an urgent need and scope for improvement in all these areas. Your suggestions in this regard are very welcome. Please feel free to write to me on drsradhika@gmail.com. I will take this up with our EC members to initiate measures for the benefit of Cytopathology.

The first announcement of the IAC Annual conference being hosted by AIIMS, Jodhpur is already out and I urge you all to start planning in advance to visit and take part in the conference along with your postgraduates, residents and fellow faculty. This will enable networking and forming fruitful collaborations. Until then, do keep in touch and stay blessed!

Thanking you all,

Warm regards,

Dr Radhika Srinivasan

Honorary president, IAC
Professor and Head
Department of Cytology & Gynecological Pathology
Chairperson, Department of Pathology
PGIMER, Chandigarh
India



Message from the Secretary

Indian Academy of Cytologists

Dear IAC Members,

Greetings. Wishing you all a very happy, healthy, and prosperous New Year. Foremost, I welcome our New President, Professor Radhika Srinivasan, from P.G.I.M.E.R Chandigarh, and look forward to working with her towards our future endeavors in



cytopathology. The memories of the successfully conducted CYTOCON2023 are still fresh as we proceed further this year. Hopefully, the delegates were able to access the online content, post-conference. Kudos to the organizing team led by Dr Sudha Iyengar, all the esteemed IAC executives, members, and delegates who contributed to this academic extravaganza in the princely city of Gwalior with a rich cultural heritage. The overall feedback, as I got informed from the organizing team was reasonably favorable. There is always a scope for improvement. The agenda of building bridges was fulfilled with a pan-India representation as we witnessed a substantial number of delegates who actively participated and contributed to the success of this conference.

The IAC aims to empower cytopathologists across the country through networking with the state chapters in spreading knowledge and awareness regarding cytopathology, including recent updates. It is heartening to see that most of our State chapters are actively pursuing their respective academic events/annual meetings, including Maharashtra, Karnataka, Delhi, Goa, West Bengal, and the Uttar Pradesh chapters. Most of the representatives of these state chapters have submitted their annual reports. It would be nice if the state chapters could follow the SOPs laid out by the IAC, as is feasible, especially in conducting the academic events/conferences. That way one does not have to reinvent the wheel.

Certain members of the Indian Academy of Cytologists are actively working with the International Academy of Cytology-IARC-WHO group towards bringing out the reporting systems in cytopathology, including some this year hopefully. There has been a reasonable amount of representation from the IAC members at the International Level, including the American Society of Cytopathology and European Congress of Cytology, as invited speakers and chairpersons. As discussed during the recent GBM, the member's directory has been formed by the webmaster with support from the executives. This would be further updated as the data is received from the various members.

I would request all the members to share their achievements in their pursuit of cytopathology that can be featured in future newsletters and inspire us all to contribute more towards this wonderful diagnostic discipline. Constructive feedbacks and suggestions are always welcome!

Best wishes.

Dr Bharat Rekhi

Honorary Secretary, IAC
Professor/Pathologist
Department of Surgical Pathology
Tata Memorial Hospital
Mumbai



Call For Awards 2024

Nalini Bai Thakkar Award

For the best oral paper presented in a special award session at the Annual Conference of IAC by an MBBS doctor under the age of 35 years (as determined by his age as on 31st December 2024) who is either doing or has done post graduation in Pathology in India. Details about the award, eligibility and procedure are available on the IAC website www.cytoindia.com under the heading Standard Operating Procedure (SOP) > Part C - Orations, Lectures, Slide seminars, Awards > Nalini Bai Thakkar (NBT) Award.

Jwala Devi Award

For the best oral paper presented at the Annual Conference of IAC by a cytotechnician or a cytotechnologist working in India. Details about the award, eligibility and procedure are available on the IAC website www.cytoindia.com under the heading Standard Operating Procedure (SOP) > Part C - Orations, Lectures, Slide seminars, Awards > Jwala Devi Award.

Col. D. B. Nayar Memorial Award

For the best oral paper on oncology presented in a special award session at the Annual Conference of IAC by an MBBS doctor under the age of 35 years (as determined by his age as on 31st December 2024) who is either doing or has done post graduation in Pathology in India. Details about the award, eligibility and procedure are available on the IAC website www.cytoindia.com under the heading Standard Operating Procedure (SOP) > Part C - Orations, Lectures, Slide seminars, Awards > Col. D. B. Nayar Memorial Award.

Call For Topics For Cytocon 2025

Call is made for submission of topics for CME, Symposium and Workshops for CYTOCON2024. Details of the procedure are available on the IAC website www.cytoindia.com under the heading Standard Operating Procedure (SOP) > Annual National Conference > Continued Medical Education (CME)/Symposium/Workshops. The same is to be sent to the Secretary Indian Academy of Cytologists, Dr Bharat Rekhi, Professor, Department of Pathology, Tata Memorial Hospital, Dr E. Borges Road, Parel, Mumbai, Maharashtra, 400012. Email: rekhi.bharat@gmail.com.

Announcement For Dr. Satya Monga Award

The award is for best paper published in the field of immunocytochemistry and molecular techniques applied in cytology by an IAC member below the age of 35 years.

Last date for entry: 15.09.2024

Criteria to be followed:

1. Publication should be within the last three years, i.e. within 2021–2024.
2. Publications should be in an indexed medical journal.
3. Applicant must be the first author or the corresponding author of the published paper.
4. Applicants should submit written permission from all co-author(s) for entering the paper for this award.
5. Reprint of the paper in consideration along with proof of age should be sent, so as to reach before deadline, to Secretary IAC, Dr Bharat Rekhi, Professor, Department of Pathology, Tata Memorial Hospital, Dr E. Borges Road, Parel, Mumbai, Maharashtra, 400012.

Details about the award, eligibility and procedure are available on the IAC website www.cytoindia.com under the heading Standard Operating Procedure (SOP) > Part C - Orations, Lectures, Slide seminars, Awards > Dr. Satya Monga Award





Announcement Of Date And Venue For National Examination For Cytotechnologists And Cytotechnicians For 2024

The national examination for cytotechnologists and cytotechnicians for 2024 shall be conducted by Prof. Sidharaju at JIPMER, Puducherry. Dates for the same shall be updated in due course of time. For updates, kindly visit www.cytoindia.com

Call for hosting CYTOCON 2026

The interested institution/chapter is to submit a formal proposal for hosting the annual national conference CYTOCON 2026 in a written communication to the Secretary IAC, which shall be in hard copy on the official letter head of the Institute/Chapter. There is no fixed format for the same. The bid should reach the Secretary IAC by 1st September 2024.

Announcement for Election - 2024 Call for Nomination for Election of Office Bearers

Nomination typed on plain sheet in the format given below are invited for the undermentioned posts. Duly filled and signed nomination form along with bio-data are to be sent by post to Secretary IAC, Dr Bharat Rekhi, Professor, Department of Pathology, Tata Memorial Hospital, Dr E. Borges Road, Parel, Mumbai, Maharashtra, 400012.

1. President Elect for 2025:

- (a) Number of post - 1
- (b) Tenure of post - 1 year
- (c) Eligibility criteria :-
 - i) Should be an active life member of IAC for at least 15 years.
 - ii) Should have served at least one full term of three years as an executive committee member prior to his/her nomination.
 - iii) Should have attended three or more GBMs in the immediate past 5 years.

Format for bio-data of candidate

It should be under the following headings:

1. Name of the candidate:
2. Duration and type of membership:
3. IAC Membership no. :
4. Contribution to IAC :
5. Contribution in the field of Cytology :
6. Address for Correspondence (off & res):
7. Telephone No : landline and mobile
8. E-mail id
9. Number of GBMs of IAC attended in immediate past 5 years:

Date :

Signature of Candidate





Standard format for nomination form

I propose the name of Dr....., having IAC membership No.....
for the post ofof IAC executive body

Name & Signature of the Proposer
IAC membership No of proposer.....

I, Dr.....second the above proposal

Name, Signature of the proposer
IAC membership No of proposer.....

I, Dr.....having
IAC membership no.....accept the above proposal.

Name, Signature of the Candidate
IAC membership No of candidate...

Time table for election

Receipt of nomination by Secretary's Office	:15.07.24
Information to contestants after scrutiny	: 31.07.24
Withdrawal of nomination	: 14.08.24 by 1700 hours
Dispatch of ballot papers by post on / before	: 01.09.24
Return of ballot papers by	: 15.10.24
Scrutiny and counting	: 20.10.24
Declaration of results	: At the time of Annual General Body/Executive Committee Meeting to be held during 54th Annual Conference of IAC at AIIMS Jodhpur.

Criteria for rejection of application

Application form shall be rejected under the following circumstances :-

- Incomplete nomination form
- Nomination form without appropriate signatures
- Nomination form received after due date
- Nomination form received electronically
- One member can file nomination for only post at one time – if more than one nomination is received from a candidate, then all nominations received from that candidate shall be rejected.
- Life associate member and honorary members are not eligible for election/nomination for any post. Once rejected, application from the given candidate shall not be entertained again in the same year.



Report of CYTOCON 2023

held at GajraRaja Medical College, Gwalior on 27th to 30th of October 2023
Submitted by - **Dr Sudha Iyengar**, Organising Secretary, CYTOCON 2023

The 53rd Annual Conference of the Indian Academy of Cytologists was organized by the Department of Pathology, GajraRaja Medical College, Gwalior. The grand event took place in the state-of-the-art auditorium of Cancer Hospital and Research Institute, Gwalior along with post conference workshops in GajraRaja Medical College, Gwalior from 27th to 30th of October 2023. It was a hybrid event and was attended by 500+ delegate, both physically and virtually from India and abroad. The program was graced by erudite international and national speakers in the field of cytopathology. Dr. Rajesh Gaur, Prof. and Head, Department of Pathology, GajraRaja Medical College, Gwalior and Dr. Sudha Iyengar, Professor, Department of Pathology, GajraRaja Medical College, Gwalior were the organizing chairperson and Secretary respectively. The pre-conference CME was based on Head and Neck tumors including Salivary gland tumors: The World Health Organisation 2022 Classification (5th Edition). It was Moderated by Dr. Nalini Gupta, Professor, Department of Cytology & Gynaecological Pathology, PGIMER, Chandigarh. It started with an introduction of topics and speakers by Dr. Nalini Gupta followed by lectures delivered by Dr. Radhika Srinivasan (PGIMER, Chandigarh), Dr. Deepali Jain (AIIMS, New Delhi), Dr. Aanchal Kakkar (AIIMS , New Delhi), Dr. Guliz A. Barkan (USA), Dr. Swati Mehrotra (USA), Dr. Shubhda Kane (TMH, Mumbai), Dr. Zameer Lateef (TMC, Kolkata) and Dr. Indu Arun (TMC, Kolkata). This was followed by a series of challenging case presentation by Dr. Shilpi Agrawal (LHMC, New Delhi), Dr. Julian Crasta (SJMC, Bengaluru), Dr. Vidya Chandrababha (AIMS, Kochi), Dr. Ram Naval Rao (SGPGIMS, Lucknow), Dr. Meeta Singh (MAMC New Delhi), Dr. Haimanti Sarin (Medanta, Gurgaon) and Dr. Pavneet Kaur Selhi (DMCH, Ludhiana). A quiz for postgraduate on salivary gland cytopathology was conducted by Dr. Nalini Gupta and Dr. Anchal Kakkar. The JOC committee and IAC executive committee meetings were held in presence of the members. The formal inauguration of CYTOCON 2023 was done in the gracious presence of Dr. Akshay Nigam, Dean, GajraRaja Medical College, Gwalior, Dr. B R Shrivastava, Director, Cancer Hospital and research institute, Gwalior, Dr. Reena Bharadwaj, President IAC, Bharat Rekhi, Secretary IAC and Dr. Sudha Iyengar, organizing Secretary of CYTOCON 2023. The dignitaries unveiled the souvenir of the conference. This was followed by musical performance by MBBS students of GRMC and dinner.

The prestigious Prof P N Wahi Oration 2023 was delivered by Dr Ravi Mehrotra (USA) on the first day of the conference, highlighting the journey from quantitative cytology to artificial intelligence. Dr. Xiahoua Qian (USA) delivered the guest lecture on Ancillary techniques in cytology. Participants presented their research work in the Nalini Bhai Thakkar award, Jwala Devi award and the proffered paper sessions. Dr. Ajay Gaur, Head and Prof. Department of Paediatrics, GajraRaja Medical, College, Gwalior, delivered a lecture on Medical Ethics. The IAC Academy Oration on the Bethesda system for reporting thyroid cytopathology: Updates and Discussions was delivered by Dr. Zubair Baloch (USA) in virtual mode. The oration was followed by a general body meeting in which important resolutions were passed. An elaborate banquet with melodious musical performances ended the night with sweet memories. Dr. Venkateswaran K Iyer (AIIMS, New Delhi) presented the Ernest Fernandes Award Slide Seminar 2023 showcasing several challenging cases. Dr. Manjula Jain (ESIC, Faridabad) delivered the prestigious Dr Subhash Kumari Gupta Memorial Lecture 2023. Dr. Bharat Rekhi moderated the symposium on Cases illustrating Reporting system for soft tissue cytopathology in which, Dr. Nalini Gupta, Dr. Uma Handa (GMCH, Chandigarh), Dr. Xiahoua Qian and Dr. Deepa Rani (SNMC, Agra) presented their insights on the topic. This was followed by the Col D B Nayar Memorial award, proffered paper session and poster presentations.

Dr. Jasvinder Kaur Bhatia and Dr Palash Kumar Mandal conducted a very interesting quiz session for the postgraduates which was enjoyed by everyone. There were 93 poster presentations and 99 oral proffered papers. Seven entries were selected for the Nalini Bhai Thakkar award, 2 for the Col D B Nayar Memorial award, and 1 for the Jwala Devi award. The awards for the various categories were announced during the valedictory session. Dr. Reena Bharadwaj handed over the baton of IAC President to Dr. Radhika Srinivasan while Dr. Bharat Rekhi was elected for Secretary IAC for his second term. All the delegates were awarded credit points by Madhya Pradesh Medical Council. Four parallel workshops on cell blocks, gynaec cytology, urine cytology and squash cytology of brain tumors, were organized on the next day in which the post-graduates, practicing pathologists and faculties participated. The 4-day academic feast ended with good memories. The organizing team expressed gratitude to the speakers, delegates, sponsors, college authority, and support staff, for the success of CYTOCON 2023.



Glimpses of CYTOCON 2023





Glimpses of CYTOCON 2023





Winners of various Awards and Prizes

Satya Monga award 2023 :

Diya Roy, AIIMS, New Delhi for her paper "Cytological diagnosis of olfactory neuroblastoma at metastatic sites, with emphasis on role of insulinoma-associated protein 1 immunocytochemistry".

Dr. Monisha and Dr. Panna Choudhury Memorial award 2023 :

Dr Kumarguru BN, PES Institute of Medical Sciences and Research, Andhra Pradesh for the paper titled "Kumarguru BN, Narayana ML, Urvashi G, Ramaswamy AS. Utility of Indigenous Cytology Technique in the Diagnosis of Oral Cavity Lesions using Normal Saline as a Processing Fluid: A Comparative Study. J Cytol. 2023 Apr-Jun;40(2):58-67.

Mr Sushil Malhotra Prize2023 :

Highest marks secured by cytotechnologist during the annual examination: **Ms. Kirti Rohit Kasle**, Tata Memorial Hospital, Mumbai.

Mr Bhaskar Reddy Prize2023 :

Highest marks secured by cytotechnician during the annual examination: **Ms. Dipika Sandeep Dhanvade**, Tata Memorial Hospital, Mumbai.

Nalini Bai Thakkar Award 2023 :

Dr. Nimisha Dhankar, Department of Pathology, Maulana Azad Medical College, New Delhi.

Jwala Devi Award 2023 :

Mrs Vineeta Mayekar, Department of Cytopathology, Tata Memorial Hospital, Parel, Mumbai.

Col. DB Nayar Award 2023 :

Dr Anjali Gupta, Department of Cytology and Gynecologic Pathology Postgraduate Institute of Medical Education and Research, Chandigarh.



Winners of various Awards and Prizes

IAC Fellowships completed in 2023 :

- i. Dr. Chandan Chowdhuri, Assistant professor, ANIIMS, Port Blair. Host- PGIMER, Chandigarh-Dr. Radhika Srinivasan
- ii. Dr. Shuchita Sharma, Asst. Prof., G.S. Medical College, Pilkhuwa, U.P. Host-Dr. Sanjay Gupta, ICMR-NICPR
- iii. Dr. Shruti Jaiswal, Asst. Prof., Sukh Sagar Medical College, Jabalpur, M.P.; Host-Govt. Medical College, Nagpur

Congratulations!

Congratulations to **Prof Pranab Dey** and **Prof. Nalini Gupta** for being selected in the Scopus Stanford Ranking of the TOP 2% Global Scientists (Author year 2022)!!

Congratulations to **Prof Pranab Dey**, **Prof Bharat Rekhi** and **Prof Deepali Jain** for being included in the Updated Science Wide databases of Standardised Citation Indicators.

Images from the 71st American Society of Cytopathology (ASC) meeting at Austin, Texas

Dr. Bharat Rekhi was invited as a faculty for the session: The WHO Reporting System for Soft Tissue Cytopathology: Latest Update and Case Studies in its Use, wherein he spoke on the much discussed entity, Soft tissue neoplasm of uncertain malignant potential (STNUP), focussing upon SFT as the case.

Professor Bharat Rekhi, Prof. Andrew Field, Dr. Ivan Chebib, Prof. Henryk Domanski, Prof. Xiaohua Qian and Prof. Fernando Schmitt were the speakers of the session.





Report of the IAC- Delhi Chapter

Submitted by - **Dr Shilpi Agarwal**, Secretary cum Treasurer, IAC- Delhi Chapter

Warm greetings !!

It's a pleasure to inform you that the Workshop on "Breast cytology" was held at Vardhman Mahavir Medical College (VMMC), New Delhi on 10th February 2024 under the umbrella of DCIAC for the PG / DNB students.

In pre-lunch session, a series of lectures were taken by Dr. Shilpi Agarwal, Dr. Charanjeet Ahluwalia, Dr. Prajwala Gupta, Dr. Sachin Kolte, Dr. Sufian Zaheer, Dr. Neha Madan and Dr. Anchal (Radiologist) covering extensively all categories in breast cytology. The post-lunch slide viewing session covered the spectrum of all lesions of the breast on cytology, CNB including IHC.

A total of 90 delegates registered and more than 100 medical fraternity attended the workshop.

A condolence meeting was also held in memory of Padamshri Dr I.C. Verma, eminent geneticist, H/O of Dr Kusum Verma, a renowned cytologist, founder member of IAC and Founder President of DCIAC.

An annual conference of DCIAC will be held in the second week of September in LHMC, New Delhi. The details will be shared in due time.

The office bearers of IAC -Delhi chapter are

President : Dr. Shyama Jain
Secretary Cum Treasurer : Dr. Shilpi Agarwal
Executive Members : Dr. Neelam Sood, Dr. Charanjeet Ahluwalia, Dr. Pooja Bakshi,
Dr. Prajwala Gupta and Dr. Meeta Singh

Some glimpses of the workshop



Annual report 2023 of the IAC- Karnataka chapter

Submitted by - **Dr Col U S Dinesh** (President IAC-KC)
and **Dr Anita P Javalgi** (Secretary, IAC-KC)

1. A workshop organised by Adichunchanagiri Institute of Medical Sciences, BG Nagara, Mandya district, Karnataka, on "Hands on National workshop on Cervical (Pap) and Breast Cytology" on 20th, 21st and 22nd January 2023 sponsored by ICMR, New Delhi, under the aegis of Indian Academy of cytologists and Indian academy of Cytologists- Karnataka Chapter. The Resource persons were from

- ▶ Dr Suprita P Nayak, Associate Professor, Government medical college and hospital, Nagpur
- ▶ Dr Anupama P Gupta, Associate Professor, Government medical college and hospital, Nagpur
- ▶ Dr Dharitri Bhat, Associate Professor, Government medical college and hospital, Nagpur
- ▶ Dr Meena A Pangarkar, Head, Department of Laboratory Medicine, National Cancer Institute, Nagpur.
- ▶ Dr Vijay Shankar S, Professor, Adichunchanagiri Institute of Medical Sciences
- ▶ Dr Amita K, Professor, Adichunchanagiri Institute of Medical Sciences
- ▶ Dr Sanjay M, Associate Professor, Adichunchanagiri Institute of Medical Sciences
- ▶ Mr. Vineeth VP, Senior Field Application Specialist
- ▶ Dr Shobith Rangappa, Director, Adichunchanagiri Institute of Molecular Medicine
- ▶ Dr Sudhanva MS, Assistant Professor, Adichunchanagiri Institute of Molecular Medicine

2. IAC-KC-CON-2023 The Annual State conference of the Indian Academy of Cytologists-Karnataka Chapter (IAC-KC) IS being held on 3rd and 4th November 2023 organised by Departments of Pathology, SDM College of Medical Sciences and Hospital, Shri DharmasthalaManjunatheswara University, Dharwad, Karnataka Institute of Medical Sciences, Hubli and Association of Clinical Pathologist and Microbiologist, Hubli.

- ▶ Total of 200 plus delegates have registered for the conference.

3. The Executive members of KCIAC for year 2022 are as follows.

- a. President: Dr Col U S Dinesh
- b. Secretary: Dr Anita P Javalgi
- c. Treasurer: Dr Hephzibah Rani
- d. Executive members: Dr Kalyani, Dr Bharath, Dr Chaukimath and Dr Aditya Agnihotri.





Report of MACYCON2024 :

7th annual conference of Association of Cytologists of Maharashtra (ACM): Submitted by - **Dr. Vikas S. Kavishwar**, Secretary ACM

The 7th annual Maharashtra Cytology Conference (MaCyCon2024) was organized by the Department of Pathology, Government Medical College Nagpur on 13th and 14th of January 2024 under the aegis of ACM. The office-bearers of ACM include Dr. Bharat Rekhi (President), Dr. Leena Naik (Chairperson), Dr. Sudhir Sankalecha (Vice- President), Dr. Vikas Kavishwar (Secretary) and Dr. Mona Agnihotri (Treasurer). The Dean of GMC Nagpur Dr. Raj Gajbhiye was the Patron and Chief Guest of the conference, Organising Chairperson was Dr. Archana Deshpande and Organising Secretaries were Dr. Anupama Gupta and Dr. Suprita Nayak. The catchphrase coined for the conference was "Art of Cytopathology, at the Heart of India" as the centre of India lies in Nagpur and the Department of Pathology GMC Nagpur is renowned for its well-established Cytology Section. The theme was set as "MaCyCon24: ABCD & more!", with A representing Advances & Updates, B for Building on Basics for beginners, C for Cyto-techniques for the technical staff, and D for Display of glass-slides and demonstration. The conference received an overwhelming response with 350 registrations not only from Maharashtra but also from adjacent states. The inaugural function included felicitation of the dignitaries, welcome addresses by the President of ACM, the Organising Chairperson and the Chief Guest's speech, lamp lighting, and release of the souvenir. The prestigious "Dr. Shobha Grover Oration" was delivered by Dr. Nalini Gupta (Additional Professor Department of Cytology and Gynaecological Pathology PGIMER Chandigarh) who traced the changing trends in the practice of Lung Cytopathology over a span of two decades. True to its theme of Advances & Updates, Dr. Bharat Rekhi (Professor, Department of Pathology, Cytopathology, Tata Memorial Hospital Mumbai) elaborated on the utility of cell blocks as a perfect bridge between cytopathology and histopathology and as a great resource for diagnosis, prognosis and theranostics of tumors, especially in situations where only cytological material is available. Dr. Anshu (Director-Professor, Department of Pathology MGIMS Sevagram) gave a thought-provoking talk on how to improve training in cytopathology. Dr. V. Kavishwar spoke on the intricacies of Endoscopic ultrasound (EUS)-guided pancreato-biliary cytology and Dr. R. Ravi discussed the complexities of new classification, newer dilemmas of Thyroid cytology. Building on the Basics included an indepth insight on Fluid cytology by Dr. Amita K, Dr. M. M. Kamal and Dr. S. Deulkar who covered the pre-requisites of fluid collection, its basic interpretation as well as cell block preparation with IHC. While Dr. S. Deotale's talk provided a tour of the world of parasites. A compilation of interesting cases included a slide seminar by the Bombay Cytology Group moderated by Dr. Kanchan Kothari and Dr. Mona Agnihotri, and case presentations by cytologists from various institutes. For the first time, and as a part of the theme of this conference, a parallel session devoted to cyto-techniques for and by the technical staff was arranged that included lectures (Quality Control in Cytopathology Laboratory and ROSE), demonstration and hands-on workshop (on LBC, various fluid preparation techniques and few rapid stains) with prominent speakers being Mr. Saleem Pathuthara and Mrs. Neelam Prabhudesai (both from TMH Mumbai) and ably supported by the technical staff from GMC Nagpur. Hands-on slide-viewing sessions were arranged on both the days for the benefit of the delegates. The competitive section for Paper and Poster presentations for postgraduates, technicians and others received an overwhelming response of more than 100 entries from all over Maharashtra and neighbouring states. A General Body Meeting was held on the evening of the first day, which was followed by a gala dinner where the delegates and guests could relax and enjoy. The valedictory function and prize distribution ceremony marked the conclusion of the 2-day conference. The success of MaCyCon2024 was an amalgamation of the excellent academic sessions, enthusiastic participation of delegates and the untiring efforts on the part of the organising committee comprising Department of Pathology GMC Nagpur.



Glimpses of the conference, slide viewing sessions and hands-on workshop and demonstration





Upcoming event : CYTOCON 2024



All India Institute of
Medical Sciences, Jodhpur



Indian Academy
of Cytologists



BLOCK THE DATES.

CYTOCON 2024 At AIIMS, Jodhpur

15th-18th November, 2024 (Hybrid Event)

(4 Days of Academic Feast including Pre-Conference CME, Conference and Workshops).

**Inviting all Faculty, Residents, Researchers,
Students, Technicians and Technologists**

Confirmed International Guest Faculty:

- Dr. Sinchita Roy-Chowdhuri, MD Anderson Cancer Center, USA
- Dr. Zahra Maleki, The Johns Hopkins Hospital, USA
- Dr. Andrey Bychkov, Kameda Medical Center & Nagasaki University, Japan



Organized by:

Department of Pathology & Lab Medicine, AIIMS, Jodhpur

Conference Secretariat :

☎ 8003996927 ✉ cytocon2024@gmail.com



Report of GOA chapter of IAC

Submitted by - **Dr. R. G. W. Pinto**

President of Asian Society of Cytology, Ex Dean Goa University

Dr. R. G. Wiseman Pinto has been invited as a Chairman, Faculty and Moderator for 2 sessions namely, Asia – Africa session, and India Session at the ECC (European Congress of Cytology) to be held at Leipzig, Germany, 23rd -26th June 2024. The theme is Cytopathology the Clinical interface. (Website: www.cytology2024.eu)

Dr. Pinto has also been invited as a Faculty for the slide seminar on Breast and Soft Tissue at ECC, Germany 2024. He is on the International Scientific Committee of ECC 2024, Germany.

Dr. Pinto has organized many CMEs in Goa, free of cost and has uploaded many CPCs (Clinico Pathological Cases) on the Social Media. He has also produced many e-books on different topics which are uploaded on the Pathoindia website.

Dr. Pinto has also formulated the NEP (National Education Policy) guidelines for Medicine in Goa. He was appointed by the Govt. of Goa.

Dr. Pinto was Executive Council Member of Goa University and represented the Vice Chancellor of Goa University at NMC Meetings in New Delhi





Report of West Bengal Cytology Society (IAC -West Bengal Chapter)

Submitted by - **Dr Indranil Chakrabarti**, Secretary,
West Bengal Cytology Society

The XVIth Annual State Cytology Conference & Pre-conference CME 2023 was organized by Department of Pathology, ESI-PGIMSR, ESIC Medical College, ESIC Hospital & ODC(EZ) Joka, Kolkata on 14th- 15th of October 2023 under the aegis of West Bengal Cytology Society (IAC-West Bengal Chapter).

Dr Sonia Gon, Professor and Head of the Department of Pathology was the Organizing Chairperson and Dr Preeti R Chakrabarti and Dr Debjani Mallick, Professors, were the Organizing Secretaries of this conference. The CME/conference was attended by 200 + delegates from all over the country. The preconference CME dealt with the cytology of salivary gland neoplasms, thyroid neoplasms and lymphomas with special emphasis on updated Milan System, Bethesda System and Sydney classifications. Dr Nalini Gupta (PGIMER, Chandigarh), Dr Meeta Singh Anand (MAMC, New Delhi) and Dr Chanchal Rana (KGMU, Lucknow) were the national speakers. This was followed by a symposium on International system for reporting serous fluid cytopathology. Dr Sonia Gon (ESI-PGIMSR, Kolkata), Dr Anand Bardia (TMC, Kolkata) and Dr Senjuti Dasgupta (Medical College, Kolkata) shared their experience and insights in the symposium.

The conference was inaugurated the next day with felicitation of the dignitaries, lamp lighting, and unveiling of the souvenir. This was followed by felicitation ceremony of Dr Gayatri Ghosh and Dr Debasish Guha, two eminent and senior members of IAC for their contribution to the field of pathology and particularly cytology. The ceremony was conducted by Dr Indranil Chakrabarti, Secretary of WBCS. The prestigious Brig M M Roy Memorial oration was delivered by the IAC President Major General Dr Reena Bharadwaj and was chaired by WBCS President Dr Mamata Guha Mallick Sinha and WBCS Vice President Dr Palash Kumar Mandal. This was followed by a stimulating session by Dr Sudipta Roy who is a renowned cytohistopathologist of Kolkata. The post graduates presented their hard work in the form of posters, award and free papers. This was followed by a general body meeting in which Dr S M Nadeem took over as the new WBCS President (2024-2025) from Dr Mamata Guha Mallick Sinha. The valedictory session and prize distribution ceremony marked the conclusion of the 2-day academic feast with long lasting pleasant memories.

The present office bearers of West Bengal Cytology Society are :

President	: Dr S M Nadeem
Past President	: Dr Mamata Guha Mallick Sinha
President Elect	: Dr Palash Kumar Mandal
Vice President	: Dr Soumitra Biswas
Secretary	: Dr Indranil Chakrabarti
Assistant Secretary	: Dr Anup Kumar Boler
Treasurer	: Dr Mou Das
Assistant Treasurer	: Dr Madhumita Mondal
Executive committee members	: Dr Shravasti Roy, Dr Ranjana Bandhopadhyay, Dr Mallika Pal, Dr Ranu Roy Biswas, Dr Santosh Kumar Mondal, Dr Sanhita Chatterjee, Dr Senjuti Dasgupta, Dr Sourav Bhowmick

Glimpses of the XVIth Annual State Cytology Conference & Pre-conference CME 2023





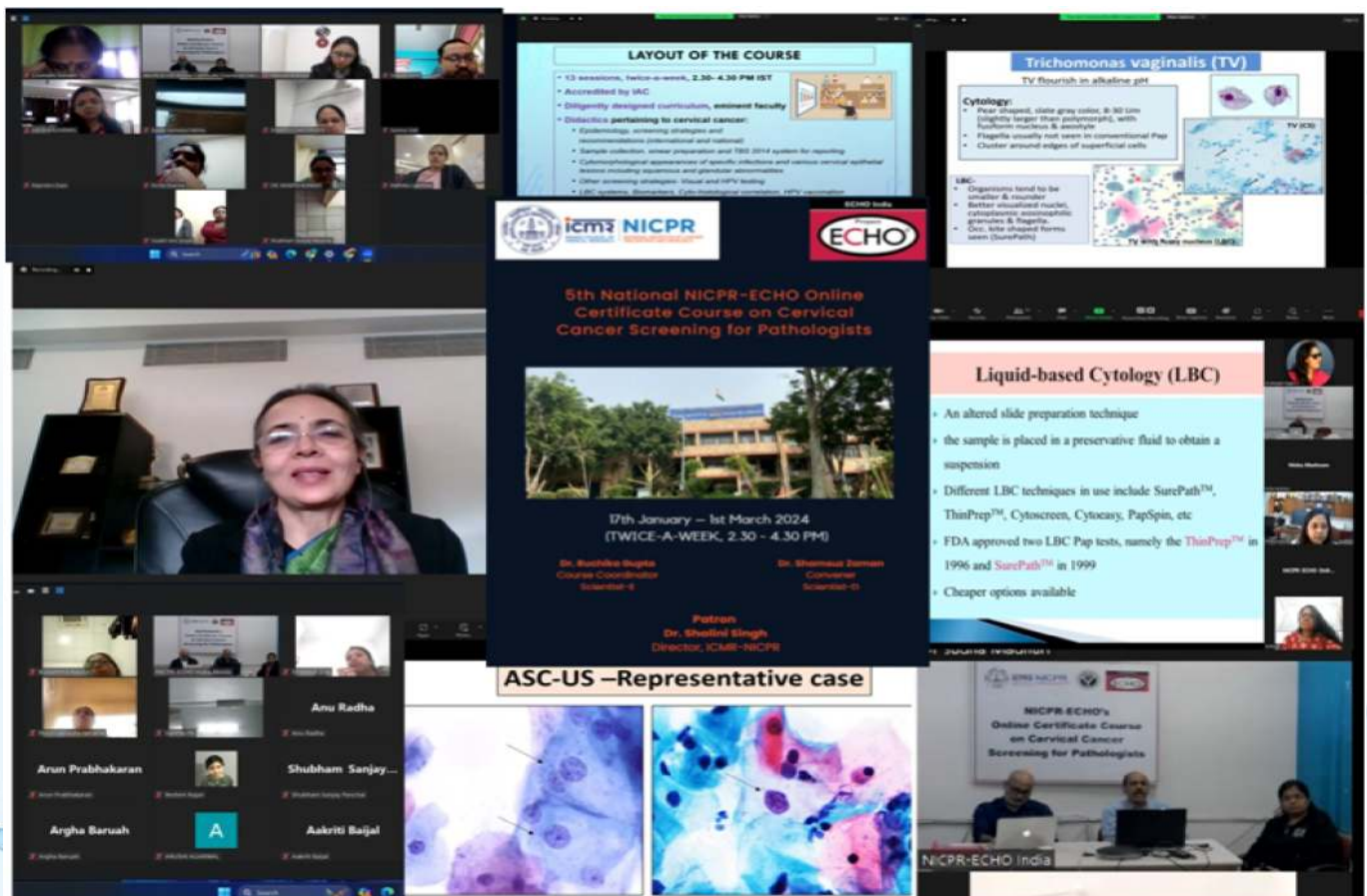


5th National NICPR-Echo Online Certificate Course On Cervical Cancer Screening For Pathologists

The Division of Cytopathology at ICMR-NICPR, Noida continues this series of courses by conducting the '5th National Online Certificate Course on Cervical Cancer Screening for the Pathologists' under the aegis of 'Indian Academy of Cytologists'. The course was conducted through the ECHO platform over 13 sessions from 17th January till 1st March 2024 with twice a week session of 2 hours each and was attended by 84 pathologists from across the country.

The carefully-curated curriculum of this course covers the full range of topics pertaining to cervical cancer – from epidemiology to screening strategies/ recommendations and detailed deliberations on the basic cytomorphologic features of a cervical smear – normal cells and their variations in inflammation, infective organisms and cervical intraepithelial lesions encompassing both squamous as well as glandular lesions. The main highlight of this course has been the interactive virtual slide sessions using whole slide imaging, giving the participants a feel of viewing a microscopic slide themselves along with live virtual microscopy to demonstrate specific morphologic features of cervical intraepithelial lesions. The course also apprised the participants on the recent updates in HPV vaccination, and time-relevant topics like artificial intelligence in cervical cancer screening and the ethical and legal aspects associated with this service.

Participant interaction was ensured through short case presentations by the participants followed by opinion from the subject experts. These presentations enabled them to discuss and resolve the difficulties encountered by them during routine cervical smear screening, thereby enhancing their skills at recognizing the cytomorphological changes in various grades of cervical precancerous lesions and improving the cervical cancer screening services rendered by them in their respective geographical areas. The course had a well-planned evaluation system in the form of a comprehensive questionnaire-based assessment of the baseline knowledge and enhancement in the same after the completion of the course. In addition, a short quiz was administered after each didactic session to evaluate the depth of understanding of the concerned topic. The resource material in the form of PDFs of the lectures, relevant reference articles and other educational material were uploaded on the i-ECHO platform for easy access to the delegates. A WhatsApp group has also been made that would allow the participants continued interaction with the course organizers and among each other.



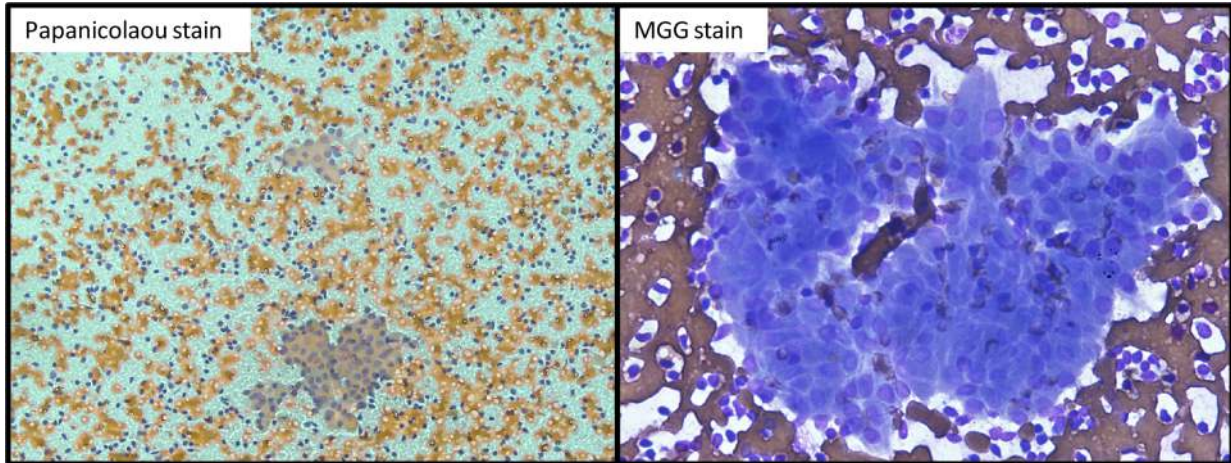


Growing family of IAC members

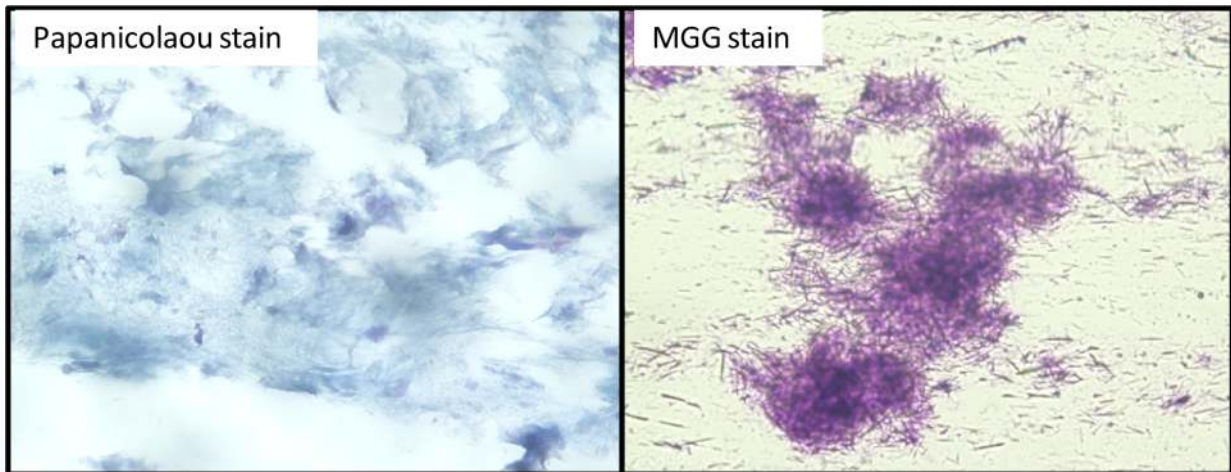
1 DR. SUDEEP KHERA	LK-207/23
2 DR. ANIRUNA DEY	LD-114/23
3 DR. DEBJANI MALLICK	LM-175/23
4 DR. VINAYAK DAVE	LD-115/23
5 DR. PREETI RIHAL CHAKRABARTI	LC-95/23
6 DR. REETIKA SHARMA	LS-327/23
7 DR. ARJUN SINGH	LS-328/23
8 DR. AKANKSHA	LA-116/23
9 DR. RUKMANGADHA	LN-60/23
10 DR. PRASANT SENGUPTA	LS-329/23
11 DR. KHUSHBOODEWAN	LD-116/23
12 DR. ALKA YADAV	LY-10/23
13 DR. SUDIPTA CHAKRABARTI	LC-96/23
14 DR. REENA JAIN	L J-93/23
15 DR. UTTARA CHATTERJEE	L C-97/23
16 DR. SUNITA RAI	L R-111/23
17 DR. SACHIN BHANDARI	LB-164/23
18 DR. RINKIAGRAHARI	LA-117/23
19 DR. MURARI DHANTEWAL	LD-117/23
20 DR. CHINMAY PENDHARKAR	LP-139/23
21 DR. AJAY GUPTA	LG-143/23
22 DR. NIDHI MAHAJAN	LM-176/23
23 DR. REEMA BHUSHAN	LB-165/24
24 DR. BISWAJIT DEY	LD-118/24
25 DR. SHIVRAJ N KANTHIKAR	LK-208/24
26 DR. SHRADDANJALI SATAPATY	LS-330/24
27 DR. SHIKHA CHOPRA	LC-98/23
28 DR. BAKIARATHANA ANAND	LA-118/23
29 DR. SHAFIA TARRANUM	LT-57/24

QUIZ TIME

Quiz submitted by - **Dr Indranil Chakrabarti**,
Additional Professor, Dept of Pathology and Laboratory Medicine, AIIMS Kalyani



60 –year old male presented with painless,
slow growing parotid swelling (left side) for 5 years



55-yr old male presented with painful swelling
over right middle toe for last 6 months

Answers to the last issue of Quiz time

1. **Category VI : MALIGNANT.** High-grade carcinoma. See note

Note : The cellular aspirate shows pleomorphic cells arranged in papillary groupings with prominent nucleoli in a background of necrosis. The cytomorphological features are suggestive of salivary duct carcinoma. Cellblock study with IHC suggested for confirmation

2. **Sperm granuloma**



Message from the Editor's desk



Dear IAC members,

I extend my heartfelt greetings to you and your near and dear ones.

On behalf of our academy, I heartily welcome Professor (Dr) Radhika Srinivasan, PGIMER Chandigarh as the president of IAC.

I also take this opportunity to congratulate and thank Dr. Rajesh Gaur, Dr Sudha Iyengar, and their wonderful team for the grand academic feast they treated us with, at Gwalior during the CYTOCON 2023.

This issue of newsletter brings to you the events that took place since August last year thus highlighting the various academic activities of IAC members throughout the country and beyond and also rekindling the fond memories.

The first announcement is also out for the upcoming CYTOCON 2024 in November 2024 at AIIMS Jodhpur.

I again request more contributions from all the members of the academy to make this newsletter more informative and interesting.

I am grateful to the President, Secretary, Executive committee members of IAC, and all the state chapter office bearers for helping me bring out this issue.

Happy reading !!

Dr Indranil Chakrabarti

Additional Professor

Department of Pathology and Laboratory Medicine

AIIMS Kalyani

Email: drinch@rediffmail.com and drindranilpath@gmail.com

Cell: 9433187448

Right To *vote*
A Fundamental Right





Please send your feedback to drinch@rediffmail.com