



# I.A.C. NEWS BULLETIN

THE OFFICIAL NEWSLETTER OF THE INDIAN ACADEMY OF CYTOLOGISTS

Vol. 2, Aug 2024

## Executive council of Indian Academy of Cytologists

**Dr. Radhika Srinivasan**  
President

**Dr. Bharat Rekhi**  
Secretary

**Dr. Shilpi Agrawal**  
Treasurer

**Dr. Rohit Tewari**  
Editor, Journal of Cytology

**Dr. Venkateswaran K Iyer**  
Chairperson A & E Committee

**Dr. Sandeep R Mathur**  
Webmaster

**Dr R G W Pinto**  
Chairperson, Intl. Affairs Committee

**Dr Dev Prasoon**  
Rule Master

**Dr. Nalini Gupta**  
E & A Chairperson

**Dr Indranil Chakrabarti**  
Editor, Newsletter

**Dr Shyama Jain**  
Indian Editor, Acta Cytologica

**Dr Jasvinder Kaur Bhatia**  
Executive Committee Member

**Dr Poonam Elhence**  
Executive Committee Member

**Dr Pooja Bakshi**  
Executive Committee Member

**Dr Palash Kumar Mandal**  
Executive Committee Member

**Dr Uma Handa**  
Executive Committee Member

## *Message from the President*

### Indian Academy of Cytologists

Dear Members of the Academy,  
Warm greetings! The monsoon season is ongoing and with saavan, come good tidings after the hot and harsh summer. The trees are lush and green and one's thoughts are towards striving for something fresh. I urge all members to attend the CYTOCON 2024 being hosted by Dr. Poonam Elhence and her team in AIIMS, Jodhpur in November.



During my term as Secretary, we celebrated the Golden Jubilee of our Academy amidst the raging pandemic. We faced the toughest of challenges but persisted and succeeded. Many lessons were learnt, foremost of which was the Online formats for meetings. What began as a necessity is now a 'trend' with the previous and current CYTOCON 2024 being held in a 'Hybrid' mode thereby engaging more delegates. Still, I urge all members of the academy to attend the conference physically as far as possible.

The second thought in my mind is how one can increase the skilled human resources in cytopathology. Dr. Kusum Verma, former President and our guiding light, had pointed to me many years ago that we are lagging behind countries like the US, and that creation of Cytopathology fellowships was the need of the hour. The IAC offers up to 4 fellowships from its limited resources which was for just 1 month duration initially and since last 2 years, when I was Secretary, we increased the duration to a maximum of 3 months. Dr. Rajwanshi, another former President of IAC, had the foresight to start a Post-doctoral Certificate course (PDCC), now designated Cytopathology Fellowship, nearly 3 decades ago in PGI which was for 1-year duration. This was a first for the country and has provided training to many students. A few more handful of institutes have started such fellowship courses but overall this is too little for a country of 1.5 billion! It needs a massive upgrade in terms of numbers and each AIIMS like institute, RCCs, Medical colleges with good Cytopathology set-ups must all start Fellowship/s in Cytopathology to fill in this yawning gap. On part of the IAC, we need to liberalize the system. We can take a leaf from the model adopted by the Indian College of Pathologists (ICP) which allows for Fellowships across various sub-specialty disciplines which are unpaid, do not need an entrance exam but is open to anyone with an MD Pathology degree, is under a mentor, of 1-year duration and has an exit examination with an external examiner. This would allow many students pursuing their Senior Residency in several institutions across the country to become eligible. The ICP model has generated numerous Fellows in Nephropathology across the country which has helped set up Transplant Pathology in both the public and the private sector. This is a wake-up call for IAC and this is one model that is feasible in the immediate scenario.

We are also slowly but surely moving into the digital era with Whole slide Imaging and diagnostic algorithms. Indeed, AIIMS, New Delhi has taken the lead in this which was showcased in numerous workshops during our Golden Jubilee conference. Dr. Andrey Bychkov from Japan, will be elaborating on this topic in the upcoming CYTOCON. However, on the downside, I strongly feel that we are ignoring the basics. Many young pathologists hardly are capable of performing FNA to obtain good material which is a very basic step before we embark on advanced ancillary techniques like Flow cytometry or molecular testing. The vast majority of centers perform FNA without a handle compromising on adequate material for cell block preparation and other tests. Image-guided FNA is performed solely by radiologists rather than teaming with cytopathologists even in many academic centers, what to speak of the private centers. This is a wake-up call for IAC to start workshops on good FNA practices and a humble start is being made in the form of a freeworkshop in the current CYTOCON. Lastly my thoughts are on how the separated disciplines of cytopathology and histopathology are now merging in the WHO Blue book series thanks to the efforts of the International Academy. This has implications in the way we teach cytopathology to GenX, which should ideally get integrated while teaching histopathology of any particular system. We have to adapt to the changing scenario and evolve to become better cytopathologists. Your suggestions for improving IAC and making it better and stronger are always welcome and please feel free to email me on drsradhika@gmail.com. My warm wishes and regards to one and all,

### **Dr Radhika Srinivasan, MD, PhD**

President, Indian Academy of Cytologists  
Professor and Head, Department of Cytology & Gynecological Pathology  
Chairperson, Department of Pathology, PGIMER, Chandigarh, India



## *Message from the Secretary*

**Indian Academy of Cytologists**

Dear IAC Members,

Greetings. As we look forward to the much-awaited CYTOCON 2024 in the historic “blue” city of Jodhpur, located in the culturally rich state of Rajasthan, I take a moment to reflect on the various contributions of the members of the Indian Academy of Cytologists. While the various office bearers have been actively pursuing their duties as a contribution and commitment to the Academy, the various State Chapters liaising with the IAC have been spreading the academic wealth in their respective areas through lectures, symposiums, and workshops, there have been a significant presence of the Indian Academy of Cytologists at the global stage, especially over the past few years. This was also witnessed during the recent European Congress of Cytology (ECC) in Leipzig, Germany where many colleagues showcased their work in the companion meetings, slide seminars, proffered paper presentations, and as invited chairperson.

The forthcoming CYTOCON seems to offer another academic treat in the form of guest lectures from world-renowned experts and speakers on timely topics in the pre-conference CME, prestigious orations, slide seminars, and hands-on workshops, which would be informative and educative for a comprehensive experience in cytopathology that presently constitutes a distinguished-level in diagnostics. This is reflected by the several upcoming cytopathology reporting systems from the WHO-IARC in the form of purple books, some of which will be released this year and many which are forthcoming, which will empower cytopathologists in our country and other lower middle-income countries, especially those working towards the periphery, where the needle (FNAB) seems to precede the scalpel (biopsy). The “add-ons” during the CYTOCON2024 experience include networking with colleagues from other Institutes and places, possibilities for the opportunity to collaborate in cytopathology, poster and platform presentations to showcase and share one's original work and simultaneously experience the rich cultural heritage of Jodhpur and the state of Rajasthan. The organizing team led by Dr Poonam Elhence seems to be working hard to make this a successful event.

So come to Jodhpur to celebrate the spirit of cytopathology and take it to a higher level, as the conference is rightly Themed-Cytopathology and beyond! Inspire your colleagues through your work and get inspired by others, including the seniors and mentors to learn more and become a better pathologist.

You are most welcome to reach out to me for your constructive feedbacks, suggestions and ideas at [rekhi.bharat@gmail.com](mailto:rekhi.bharat@gmail.com)

Best wishes.

**Dr Bharat Rekhi**

Honorary Secretary, IAC

Professor/Pathologist

Department of Surgical Pathology

Tata Memorial Hospital

Mumbai



# I.A.C. NEWS BULLETIN

THE OFFICIAL NEWSLETTER OF THE INDIAN ACADEMY OF CYTOLOGISTS

Vol. 2, Aug  
2024

**UPCOMING  
EVENTS**





## 54<sup>th</sup> ANNUAL CONFERENCE of the Indian Academy of Cytologists (Hybrid Event)

Theme: Cytopathology and Beyond: Value of Ancillary Techniques

Organised By:  
Department of Pathology & Lab Medicine  
AIIMS – Jodhpur

15<sup>th</sup> to 18<sup>th</sup>  
November  
2024



Venue :  
Auditorium, AIIMS Jodhpur



<https://cytocon2024.in/index.html>





**PRE-CONFERENCE CME  
15<sup>TH</sup> NOVEMBER, 2024 (FRIDAY)**

8:00 am Onwards	Registration	
Thyroid FNAC- Grassroots To Chandrayaan III (TBSRTC 2023): Moderator: Dr. Atul Gupta		
9:00 am to 11:05 am	SESSION I	
	TOPIC	SPEAKERS
9:00 am to 9:20 am	Warming up – Introduction of topic, faculty, objectives and techniques/clinical aspects	Dr. Atul Gupta
9:20 am to 9:45 am	Relevant histology for cytologists (including 2022 WHO)	Dr. Munita Bal
9:45 am to 10:00 am	Sheets, follicles, cartwheels and more ---- descriptive terminology	Dr. Manish Rohilla
10:00 am to 10:10 am	Question and Answer	
10:10 am to 10:35 am	Cytological diagnosis and D.D. of F.N.D. and follicular patterned neoplasms (excluding oncocytic)	Dr. Chanchal Rana
10:35 am to 10:40 am	Question and Answer	
10:40 am to 11:05 am	Here we go again- Another Bethesda! Brief overview of TBSRTC 2023	Dr. Atul Gupta
11:05 am to 11:25 am	Tea Break	
11:25 am to 1:30 pm	SESSION II	
	TOPIC	SPEAKERS
11:25 am to 11:50 am	Category I & II (excluding F.N.D.)	Dr. Deepa Rani
11:50 am to 12:20 pm	Cytology of papillary thyroid carcinoma – easy, but not so easy	Dr. Shipra Agarwal
12:20 pm to 12:25 pm	Question and Answer	
12:25 pm to 12:50 pm	Oncocytic proliferations and their D.D.	Dr. Nalini Gupta
12:50 pm to 1:05 pm	Case Presentation	Dr. Amit Kumar Adhva
1:05 pm to 1:30 pm	Industrial/ Sponsored Session	
1:30 pm to 2:30 pm	Lunch Break	
2:30 pm to 5:00 pm	SESSION III	
2:30 pm to 2:50 pm	NIFTP	Dr. Shipra Agarwal
2:50 pm to 3:20 pm	Metastasis to the thyroid and lymphoreticular malignancy of the thyroid	Dr. Radhika Srinivasan
3:20 pm to 3:50 pm	Other thyroid neoplasms of follicular and non follicular cell derivation	Dr. Zameer Latif



**PRE-CONFERENCE CME  
15<sup>TH</sup> NOVEMBER, 2024 (FRIDAY)**

	TOPIC	SPEAKERS
3:50 pm to 4:30 pm	Atypia of undetermined significance in the Bethesda system and utility of molecular testing	Dr. Zahra Maleki
4:30 pm to 4:45 pm	Question and Answer	
4:45 pm to 5:00 pm	Comments by faculty/attendees	
	Concluding remarks	Dr. Atul Gupta
<b>5:00 pm to 5:15 pm</b>	<b>Tea Break</b>	
5:15 pm to 6:00 pm	JOC Committee Meeting	
6:00 pm to 6:45 pm	IAC Executive Committee Meeting	
<b>6:45 pm to 7:30 pm</b>	<b>Inauguration</b>	
7:30 pm to 8:00 pm	Cultural Program	
<b>8:00 pm onwards</b>	<b>Dinner</b>	

**CONFERENCE DAY-1  
16<sup>TH</sup> NOVEMBER, 2024 (SATURDAY)**

<b>8:00 am onwards</b>	<b>Registration</b>	
	TOPIC	SPEAKERS
9:00 am to 10:00 am	<b>Prof. P. N. Wahi Oration</b>	Dr. Reena Bharadwaj
10:00 am to 11:00 am	<b>IAC Academy Guest Lecture</b>	Dr. Zahra Maleki
<b>11:00 am to 11:15 am</b>	<b>Tea Break</b>	
11:15 am to 12:30 pm	<b>Oral Award Paper: Nalini Bai Thakkar Award</b>	Format for each presentation: 7+3 minutes
12:30 pm to 1:15 pm	<b>Oral Award Paper: Jwala Devi Award</b>	Format for each presentation: 7+3 minutes
1:15 pm to 1:35 pm	Industrial/ Sponsored Session	
<b>1:35 pm to 2:35 pm</b>	<b>Lunch Break</b>	
2:35 pm to 3:35 pm	<b>IAC Academy Oration</b>	Dr. Sinchita Roy Chowdhury
3:35 pm to 3:45 pm	Industrial/ Sponsored Session	
<b>3:45 pm to 4:00 pm</b>	<b>Tea Break</b>	
4:00 pm to 5:30 pm	Poster Presentation	





CONFERENCE DAY-1 16 <sup>TH</sup> NOVEMBER, 2024 (SATURDAY)		
	Proffered Paper Presentation	
5:30 pm to 7:15 pm	General Body Meeting	
7:15 pm onwards	Banquet	
CONFERENCE DAY-2 17 <sup>TH</sup> NOVEMBER, 2024 (SUNDAY)		
	TOPIC	SPEAKERS
9:00 am to 10:30 am	Ernest Fernandes Award Slide Seminar	Dr. Col. Prabal Deb
10:30 am to 11:30 am	Dr. Subhash Kumari Gupta Memorial Lecture	Dr. Andrey Bvchkov
11:30 am to 11:45 am	Tea Break	
11:45 am to 1:15 pm	Symposium: Exfoliative Pulmonary Cytology Moderator: Dr. Pooja Bakshi	Faculty: Dr. Deepali Jain Dr. Pooian Agarwal Dr. Nalini Gupta Dr. Praiwala Gupta Dr. Abhinav Guliani
1:15 pm to 1:30 pm	Industrial/ Sponsored Session	
1:30 pm to 2:15 pm	Lunch Break	
2:15 pm to 3:15 pm	Col. D. B. Nayar Memorial Award	Format for each presentation: 8+2 minutes
3:15 pm to 4:45 pm	Poster Presentation	
	Proffered Papers	
4:45 pm to 5:00 pm	Tea Break	
5:00 pm to 7:00 pm	Quiz for Postgraduates	
7:00 pm to 8:00 pm	Award distribution and Valedictory session	

**Workshops  
(18th November  
2024)**


- **Breast Cytology:**
  - Coordinated by: Dr. Poonam Abhay Elhence, AIIMS, Jodhpur and team
- **Cell Block Preparation & Ancillary Techniques:**
  - Coordinated by: Dr. Bharat Rekhi, TMH, Mumbai and team
- **Cervical Cytology:**
  - Coordinated by: Dr. Shilpi Agarwal, LHMC, Delhi and team



## XVII<sup>TH</sup> ANNUAL STATE CYTOLOGY CONFERENCE



# 2024



Organized by

**Department of Pathology and Laboratory Medicine, AIIMS Kalyani**

Under the aegis of

**West Bengal Cytology Society**

**(Indian Academy of Cytologists- West Bengal Chapter)**



**24<sup>th</sup> & 25<sup>th</sup>**  
**August, 2024**

**Venue: AIIMS, Kalyani**

**Register  
Now**

<https://forms.gle/UgQGr5jcLLdS1zh29>





## XVII<sup>TH</sup> ANNUAL STATE CYTOLOGY CONFERENCE

2024



### ORGANIZING COMMITTEE

<b>Chief patrons</b>	<b>: Prof ( Dr) Chitra Sarkar, President, AIIMS Kalyani</b> <b>Prof (Dr) Ramji Singh, Executive Director, AIIMS Kalyani</b>
<b>Patrons</b>	<b>: Prof (Dr) Kalyan Goswami, Dean (Academics)</b> <b>: Prof (Dr) Ajay Mallick , Medical Superintendent</b>
<b>Organizing Chairperson</b>	<b>: Dr Indranil Chakrabarti</b>
<b>Organizing Co-chairperson</b>	<b>: Prof (Dr) Santosh Kumar Mondal</b>
<b>Organizing Secretary</b>	<b>: Dr Tummidi Santosh</b>
<b>Joint organizing Secretaries</b>	<b>: Dr Sudhanshu Shekhar</b> <b>: Dr Sujaya Mazumder</b>
<b>Treasurer</b>	<b>: Dr Bibhas Saha Dalal</b>
<b>Joint Treasurer</b>	<b>: Dr Vikas Dagar</b>
<b>Scientific Chairperson</b>	<b>: Dr Sayed Mahmood Nadeem</b>
<b>Scientific Secretary</b>	<b>: Dr Rama Saha</b>
<b>Joint Scientific Secretary</b>	<b>: Dr Mrinal Sikder</b>



### MEMBERS

<b>Dr. Varsha KV</b>	<b>Dr. Sheivya Rajkumari</b>	<b>Mrs. Pratima Chowdhury</b>
<b>Dr. Aiusee N Pooja</b>	<b>Dr. Soumyajit Goswami</b>	<b>Mr. Ritesh Kumar Shaw</b>
<b>Dr. Devyani Chaudhuri</b>	<b>Dr Juwain Shehzad Nehil</b>	<b>Mr. Debraj Majumder</b>
<b>Dr. Abhishek CM</b>	<b>Mr. Rinku Bajpai</b>	<b>Mr Deb Narayan Singha</b>
<b>Dr Asmita Saha</b>	<b>Ms Puja Gupta</b>	<b>Mr Aditya Srivastava</b>
<b>Dr. Souvik Bhattacharya</b>	<b>Mr. Rajiv Dubey</b>	<b>Mr Sangram Biswas</b>
<b>Dr. Sanith Mani</b>	<b>Mr. Supratik Layek</b>	<b>Mr Deepsankar Roy</b>
<b>Dr. Indira Biswas</b>	<b>Mr Saumyabrata Sau</b>	<b>Mr SK Sahid Anowar</b>
<b>Dr. Ananya NG</b>	<b>Ms. Arpita Pandit</b>	





## XVII<sup>TH</sup> ANNUAL STATE CYTOLOGY CONFERENCE

2024



### Program Schedule of XVII<sup>th</sup> Annual State Cytology Conference 2024

#### Day 1 (24th August 2024)

9:30 - 10:00 am Registration of workshop

10:00 am - 01:00 pm : Workshops :

Cell Blocks	<p>Moderator: <b>Dr Rama Saha</b> Assistant Professor, Dept of Pathology, AIIMS Kalyani</p> <p>Speakers: <b>Professor (Dr) Tanushri Mukherjee</b>, Professor, JIMSH and Oncopathologist, NCRI and Desun Cancer Hospital, Kolkata <b>Dr Tummidhi Santosh</b> Associate Professor, Dept of Pathology, AIIMS Kalyani</p>
Interpretation of cervical smears – LBC and Conventional	<p>Moderator: <b>Dr Indranil Chakrabarti</b> Additional Professor, Dept of Pathology, AIIMS Kalyani</p> <p>Speakers: <b>Dr Sujaya Mazumder</b> Assistant Professor, Dept of Pathology, AIIMS Kalyani <b>Dr Indranil Chakrabarti</b> Additional Professor, Dept of Pathology, AIIMS Kalyani</p>

01:00 pm - 02:00 pm : Lunch and Registration for CME

02:00 pm – 04:00 pm : Preconference CME on Lung & Mediastinal Cytology

Topic	Speaker
FNAC of Lung & Mediastinal lesions	<b>Dr Parikshaa Gupta</b> Associate Professor, Department of Cytology and Gynaecological Pathology, PGIMER CHANDIGARH
Exfoliative cytology of Lung ( BAL, Bronchial washings and brushings, sputum)	<b>Dr Pooja Bakshi</b> Director and Senior Consultant, Department of Cytopathology Sir Ganga Ram Hospital, New Delhi
Ancillary techniques in Lung and Mediastinal Tumors	<b>Prof. (Dr) Deepali Jain</b> Professor, Dept of Pathology, AIIMS New Delhi





## XVII<sup>TH</sup> ANNUAL STATE CYTOLOGY CONFERENCE

2024



**04:00 pm - 05:00 pm : Panel Discussion:**

**Thyroid - Normalization of reporting protocol. Multi-disciplinary approach**

**Moderator:**

**Dr Bibhas Saha Dalal,**

Assistant Professor, Dept of Pathology, AIIMS Kalyani

**Panelists:**

**Professor (Dr) Santosh Kumar Mondal,**

Professor, Dept of Pathology, AIIMS Kalyani

**Dr Debangshu Ghosh,**

Additional Professor, Dept of ENT, AIIMS Kalyani

**Dr Swarnava Tarafdar,**

Associate Professor, Dept. of Radodiagnosis, AIIMS Kalyani

**Dr Kushal Gupta,**

Associate Professor, Dept, of Medical Oncology, AIIMS Kalyani

## Day 2 (25th August 2024)

**8:00 am -9:00 am: Registration and Breakfast**

**9:00 am - 10:30 am : Inauguration and felicitation of  
Past/Outgoing Presidents, Secretaries and Treasurers of WBCS**

**10:30 am - 11:30 am: Brigadier Dr M M Roy Memorial Oration**

**Topic :  
Speaker :**

Atypical cells in Cytopathology- challenges and opportunities

**Professor (Dr) Radhika Srinivasan**

Professor and Head

Department of Cytology & Gynecological Pathology

Chairperson, Department of Pathology, PGIMER, Chandigarh

Honorable President, Indian Academy of Cytologists

**11:30-11:45 am: Tea Break**

**11:45- 1:00 pm: A potpourri of interesting cases ( 6 speakers)**

**1:00 pm -2:00 pm : Lunch**

**2:00 pm -4:00 pm : Parallel sessions : Award Paper, Free Paper and Posters**

**4:00 pm -5:00 pm : GB meeting and Post Graduate Quiz (Parallel sessions)**

**Quiz masters:**

**Dr Sukanta Chakraborty**

Medical Director, The Doctors' Diagnostics, Kolkata

**Dr Sanghamitra Mukherjee**

Consultant Pathologist, Manipal Hospitals, Broadway &

Kolkata

**5:00-5:30 pm : Prize distribution, Valedictory and Vote of thanks**



**DEPARTMENT OF PATHOLOGY  
LADY HARDINGE MEDICAL COLLEGE &  
ASSOCIATED HOSPITALS, NEW DELHI**



## **9th Annual Conference of Delhi Chapter of Indian Academy of Cytologists**

**Date: 14th September 2024 (Saturday)  
Venue: Swarn Jayanti Auditorium, LHMC, New Delhi**

### **Registration Fee**

**Till 10th August - INR 1500**

**After 10th August - INR 1700**

**Spot Registration - INR 2000**

Register by filling the registration form & Pay online to

Account Name: DCIAC 2024

Account number: 5600979519

UPI id: 11606328@cbi

Central Bank Of India, LHMC branch, New Delhi 110001,

**Scanner for conference registration ONLY**

Conference  
Registration form



Conference UPI  
Payment



**Last date for Abstract Submission- 10th August**

For Conference related queries please contact

Dr. Shilpi Agarwal (9811556900), Dr. Jenna Bhattacharya (9899840023)

For Registration related queries please contact - Dr. Shivali Sehgal (9818770874)

Email.id- dciac2024@gmail.com

**GOOGLE LINK FOR DCIAC LIFE MEMBERSHIP**

<https://forms.gle/NmuJEYoYXFSkDrXk9>





## OFFICE BEARERS

### PRESIDENT

Dr. SHYAMA JAIN

### SECRETARY CUM TREASURER

Dr. SHILPI AGARWAL

### EXECUTIVE MEMBERS

Dr. NEELAM SOOD

Dr. CHARANJEET AHLUWALIA

### EXECUTIVE MEMBERS

Dr. POOJA BAKSHI

Dr. PRAJWALA GUPTA

Dr. MEETA SINGH

## PROGRAMME

8:30 AM - 9:00 AM

Registration

9:00 AM - 10:30 AM

Poster presentation

10:30 AM - 11:00 AM

Inauguration

11:00 AM - 11:30 AM

Tea Break

11:30 AM - 12:00 PM

Oral papers

12:00 PM - 12:55 PM

Guest Lecture by Dr. Roshan Chinoy on "Tales of Head & Neck Cells"

12:55 PM - 1:15 PM

Scientific session by BD India

1:15 PM - 2:00 PM

Lunch

2:00 PM - 2:30 PM

Quiz

2:30 PM - 3:30 PM

Potpourri cases

3:30 PM - 3:45 PM

Valedictory

3:45 PM - 4:00 PM

General Body Meeting

4:00 PM onwards

High Tea

## ORGANIZING COMMITTEE

### PATRON

Dr. Sarita Beri

Director, LHMC

### ADVISOR

Dr Sunita Sharma

### CHAIRPERSON

Dr. Kiran Agarwal

### SECRETARY

Dr. Shilpi Agarwal

### JOINT SECRETARY

Dr. Jenna Bhattacharya

### TREASURER

Dr. Shivali Sehgal

### EXECUTIVE MEMBERS

Dr. Shailaja Shukla

Dr. Anita Nangia

Dr. Sangeeta Pahuja

Dr. Smita Singh

### EXECUTIVE MEMBERS

Dr. Vandana Puri

Dr. Lalita Jyotsna Prakhya

Dr. Priti

Dr. Kavita Gaur

### EXECUTIVE MEMBERS

Dr. Geetika Sharma

Dr. Jyoti Garg

Dr. Deeksha Singh

Dr. Neha Suman



## ANNOUNCEMENTS





## **(i) Announcement for applying for IAC fellowship**

### **Call for Applications for IAC Fellowship for 2025**

IAC Fellowship is offered to pathologists with MD in Pathology or DNB in Pathology or equivalent. Details regarding award, number, duration, eligibility, and procedure for getting the fellowship are available in IAP-SOP under Part D-Miscellaneous / IAC Fellowship.

Regarding application form for fellowship and centres for doing fellowship, details are available on IAC website [www.cytoindia.com](http://www.cytoindia.com) under the link IAC fellowship

The candidates should carefully follow the details for timely processing of the application.

## **(ii) Announcement for bidding for the national conference for subsequent years.**

Call is made for submission bid for hosting CYTOCON 2026. The bid letter signed by the authorized person, including the details of the infrastructure should be sent to the secretary Indian Academy of Cytologists by email: [secty.iac@gmail.com](mailto:secty.iac@gmail.com) with a cc. to [rekhi.bharat@gmail.com](mailto:rekhi.bharat@gmail.com)

## **(iii) Call is made for submission of topics for CME, Symposium and Workshops for CYTOCON 2025.**

Details of the procedure are available on the IAC website [www.cytoindia.com](http://www.cytoindia.com) under the heading Standard Operating Procedure (SOP)>Annual National Conference>Continued Medical Education (CME) / symposium / Workshops. The same is to be sent to the Secretary Indian Academy of Cytologists by E-mail preferably by 30th Sep 2024 at E-mail: [secty.iac@gmail.com](mailto:secty.iac@gmail.com); CC the e-mail to [rekhi.bharat@gmail.com](mailto:rekhi.bharat@gmail.com)

## **Notice for the General Body meeting that will be held during the Annual National Conference 2024**

**The date for the GBM during the annual conference 2024  
at Jodhpur is 16th November 2024  
between 5:30 P to -7:15 PM**

### **Detailed agenda for the above General Body meeting.**

1. Opening remarks by the President IAC
2. Approval of the minutes of the previous General Body meeting
3. Report of Secretary
4. Report of Treasurer
5. Report of the Editor-in-Chief of Journal of Cytology
6. Report of the Editor of IAC Newsletter
7. Report of the Chairperson of the Accreditation and Examination committee
8. Report of the Chairperson of the External Quality Assurance programme
9. Report of the Webmaster
10. Report of Chairperson Standing Committee for international affairs
11. Recommendation for change in SOP
12. Report of State/Regional Chapters
13. Declaration of President 2025 and Nomination/Election of President for 2026
14. Nomination/election of members for Executive Council, if retiring
15. Nomination of Chairperson of Accreditation and Examination Committee, if retiring
16. Nomination of Chairperson of the External Quality Assurance Programme, if retiring
17. To select the awardee for Dr. P. N. Wahi oration for 2025
18. To select the awardee for the IAC Academy oration for 2025
19. To select the awardee for Dr. Subhash Kumari Gupta memorial lecture for 2025
20. To select the awardee(s) for the Guest lectures for 2025
21. To declare the winners for Dr. Satya Monga Award, Dr. Panna Choudhury Memorial Award, Sushil Malhotra Prize and Dr. Bhaskar Reddy Prize and for 2024
22. To select the awardee(s) for IAC fellowship for 2025
23. To select the venue for annual national conference in 2026
24. To select the topics and moderators for CME, symposium and workshops for conference in 2025.
25. To select the venue for annual examination for cytotechnicians and cytotechnologists for 2025.
26. Any other matter with the permission of the chair.
27. Vote of thanks by Secretary IAC





# I.A.C. NEWS BULLETIN

THE OFFICIAL NEWSLETTER OF THE INDIAN ACADEMY OF CYTOLOGISTS

Vol. 2, Aug  
2024

## EVENTS



The 45th European Congress of Cytology took place in Leipzig, Germany from the 23rd to the 26th of June, 2024. 480 delegates from 48 countries all over the world attended the Conference. The Conference was highly educative with a combination of tradition and modernity. Dr Marianne Engels, Germany, was the President of the congress.


There were 16 delegates from India. The faculties from India were Dr.R.G.W.Pinto, Dr.Bharat Rekhi, Dr.Nalini Gupta, Dr.R. N Rao, Dr.Dilip Ramrakhiani, Dr.Parikshaa Gupta, Dr.Sudha lyengar, Dr.Amit Adhya and Dr.Nikita Oza.

Dr.R.G.W.Pinto was the Chair, Moderator, and Faculty for 3 sessions of Asia, Africa, India, and of a Slide Seminar. He has also been appointed a member of the International Scientific Committee of EFCS.

## **Glimpses of the 45th European Congress of Cytology**



**Indian Companion Meeting cytologists  
with Moderator Dr R. G. W. Pinto**



**Dr Bharat Rekhi at the IAC  
Symposium at ECC2024**



**Bone and Soft tissue experts at ECC 2024**



**Slide Seminar on Serous Effusions  
Dr. Bharat Rekhi with other speakers and  
moderators Dr Ashish Chandra  
and Dr M D Lozano**






## Glimpses of the 45th European Congress of Cytology



**Swedish Companion Meeting.  
Dr Bharat Rekhi with the Swedish Group.  
Moderators Dr Henryk Domaski and Dr Christina K**







## Report of GOA chapter of IAC

**Submitted by - Dr. R. G. W. Pinto,**  
President of Asian Society of Cytology, Ex Dean Goa University

Dr.R.G.W.Pinto was the Chair, Moderator, and Faculty for 3 sessions of Asia, Africa, India as well as Slide Seminar in the 45th European Congress of Cytology that took place in Leipzig, Germany. He has also been appointed a member of the International Scientific Committee of EFCS.

Goa Association of Pathologists (GAP) organized a CME on Cytopathology in Goa.



**Dr RGW Pinto at ECC 2024**



**Dr RGW Pinto Dr V Munj and Dr Nelishka Gomes at the Cytopathology CME in Goa**







- Dr RGW Pinto was appointed Expert Committee Member of the National Medical Commission (NMC) to evaluate new Medical colleges in India and the rise in PG seats and Super-speciality seats in Medical colleges in India.
- Dr Pinto conducted a Slide Seminar and spoke on the Cytopathology relevance to PGs of AIIMS, New Delhi.
- Dr RGW Pinto was the Faculty and Dr Yookarin K chaired and coordinated a CME in Cytology at NEIGRIMS Shillong on 28th May, 2024
- A CME on recent Updates on Cytology and Genetics was conducted at Guwahati Medical College, Assam on 30th May 2024. The guest faculty members were Dr. RGW Pinto and Dr. Sayed M. Nadeem. The CME was organized by Dr. Manjula Chowdhury and her team and was attended by around 150 delegates from Assam.
- Dr RGW Pinto has also published several e-books on topics like renal angiomyolipoma with tuberous Sclerosis, Nonseminomatous Germ Cell Tumor of Testes, Hairy Cell Leukemia, Hemosiderosis, Amyloidosis and IgG4 related diseases, The Final Diagnosis- Osteogenic Sarcoma, Leprosy, Rabies, Myocarditis, Acute MI in young population, Vector-Borne Diseases, Primary myelofibrosis, Current trends in tuberculosis, COVID 19 scenario and Medullary Carcinoma of Thyroid.



Dr RGW Pinto and Dr Sandeep Mathur  
at AIIMS New Delhi



CME at Guwahati Medical College



CME at Guwahati Medical College



## Report of West Bengal Cytology Society (IAC -West Bengal Chapter)

**Submitted by - Dr Indranil Chakrabarti, Secretary, West Bengal Cytology Society**

The West Bengal Cytology Society organized a mid-year CME on “Hits and Misses of Mastopathology” on the 27th of April, 2024, at Science City, Kolkata. The event saw the registration of 226 delegates and was sponsored by Suraksha Diagnostics Private Ltd., Life Cell/Mfine, and Roche.

WBCS Secretary Dr. Indranil Chakrabarti, Organizing Chairperson Dr. Sourav Bhowmik, and Scientific Convenor Dr. Senjuti Das Gupta welcomed the delegates. Following the welcome, dignitaries Prof. Pradip Mitra, Prof. Amita Giri, Prof. Ranu Sarkar, Prof. Mamata Guha Mallick Sinha, Prof. Dipanwita Nag, and Prof. Debashis Guha were felicitated.

Dr. Bidisha Chakraborty (Suraksha Diagnostics Private Ltd), Dr. Smita Kumari (Mfine) Dr. Krishti Chatterjee (Bhagirathi Neotia Woman & Child Care Centre and Neuberg-Pulse) Dr. Ayandip Nandi (Medical College, Kolkata), Dr. Moumita Maiti (NRS Medical College & Hospital) and Dr. Ruplekha Mitra (RG Kar Medical College) presented some excellent and rare cases on breast

This was followed by a highly informative talk on the interpretation of patterns on breast FNAC by the WBCS President, Dr Sayed Mahmood Nadeem (Histopathologist And Aspiration Cytologist, Kolkata)

Dr Senjuti DasGupta (Medical College, Kolkata) comprehensively and lucidly explained the IHC Markers in Breast Neoplasia.

Dr Indu Arun (Tata Memorial Centre, Kolkata) delivered an insightful lecture on the molecular classification of breast cancer and the latest updates on novel molecular targets.

Dr. Indranil Chakrabarti (AIIMS Kalyani) presented a comparative view on core needle biopsy (CNB) and fine needle aspiration cytology (FNAC) of breast pathology, highlighting the evolving paradigm in breast pathology diagnosis.

Dr. Maitrayee Saha (Agilus Diagnostics, Fortis Hospital, Kolkata) conducted an engaging panel discussion featuring distinguished panelists: Dr. Bhaskar Mitra (Senior Pathologist, Drs. Tribedi & Roy Diagnostic Laboratory), Dr. Supratim Bhattacharyya (Consultant Surgical Oncologist and Robotic Surgeon, Apollo Multispeciality Hospitals, Kolkata), Dr. Krishanu Saha (Consultant Radiologist, Medinova and Suraksha Diagnostics Pvt. Ltd., Kolkata), and Dr. Debapriya Mondal (Consultant Medical Oncologist, Saroj Gupta Cancer Centre & Research Institute and Fortis Hospital, Kolkata). They discussed the challenges and various perspectives on breast cancer diagnosis, interpretation, and management.

The academic feast ended with the vote of thanks by WBCS treasurer Dr. Mou Das (SSKM and IPGMER, Kolkata) and Assistant Treasurer Dr. Madhumita Mondal (SSKM and IPGMER, Kolkata)

The present office bearers of West Bengal Cytology Society are :

**President:** Dr Sayed Mahmood Nadeem

**Immediate Past President:** Dr Mamata Guha Mallick Sinha

**President Elect:** Dr Palash Kumar Mandal

**Vice President:** Dr Soumitra Biswas


**Secretary:** Dr Indranil Chakrabarti

**Assistant Secretary:** Dr Anup Kumar Boler

**Treasurer:** Dr Mou Das

**Assistant Treasurer:** Dr Madhumita Mondal

**Executive committee members:** Dr Shravasti Roy, Dr Ranjana Bandhopadhyay, Dr Mallika Pal, Dr Ranu Roy Biswas, Dr Santosh Kumar Mondal, Dr Sanhita Chatterjee, Dr Senjuti Dasgupta, Dr Sourav Bhowmick







## Glimpses of Mid Year CME of West Bengal Cytology Society (IAC- West Bengal chapter)





## Growing family of IAC Members

1	Dr Shivani Sarkanungo	LS-333/24
2	Dr Sunil Yogiraj Swami	LS-332/24
3	Dr Deepika Wadhera	LW-05/24
4	Dr Umesh Kanade Latur	LK-209/24
5	Dr Ravendra Prathihar	LP-140/24
6	Dr Pooja Chavali	LC-99/24
7	Dr Anupama Mikkilineni	LM-177/24
8	Dr. Shraddanjali Satapaty	LS-331/24
9	Dr. Nalin Bhatia	LB-166/24
10	Dr. Malvika Magadhi	LM-179/24
11	Dr. Tarun Kumar	LK-210/24
12	Dr. Yogita Munjal	LM-178/24
13	Dr. Shivali Kapoor	LK-211/24
14	Dr. Sonal Sharma	LS-334/24
15	Dr. Rama Saha	LS-335/24
16	Dr Inara Abeer	LA-119/24
17	Dr Yengkhom Daniel Singh	LS-336/24



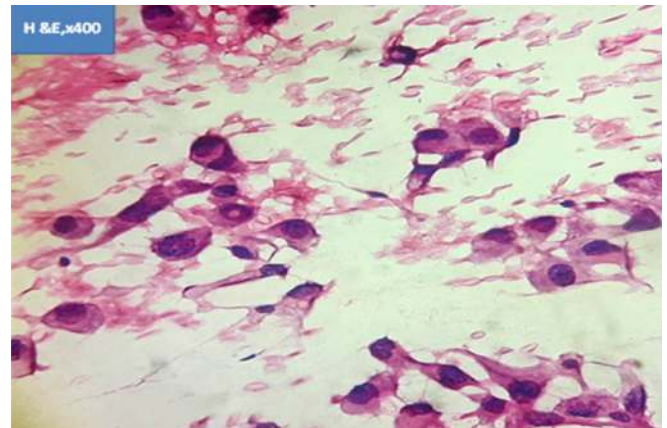
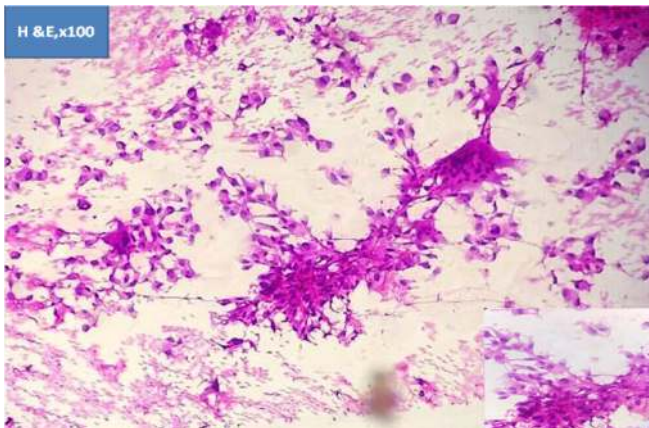
## QUIZ TIME

Cases submitted by - **Dr Dhiraj Nikumbh**

Associate Professor, Department of Pathology, SBH Government Medical College, Dhule

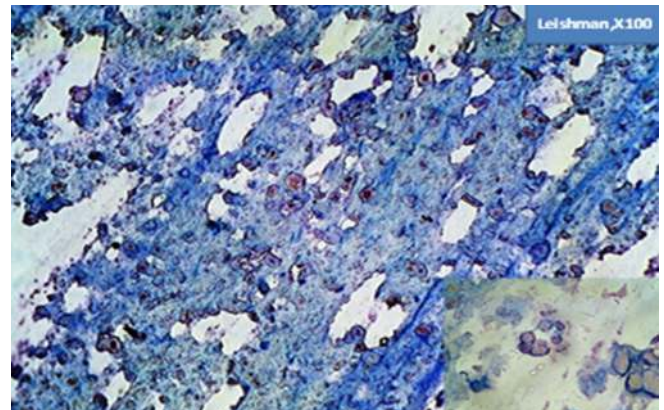
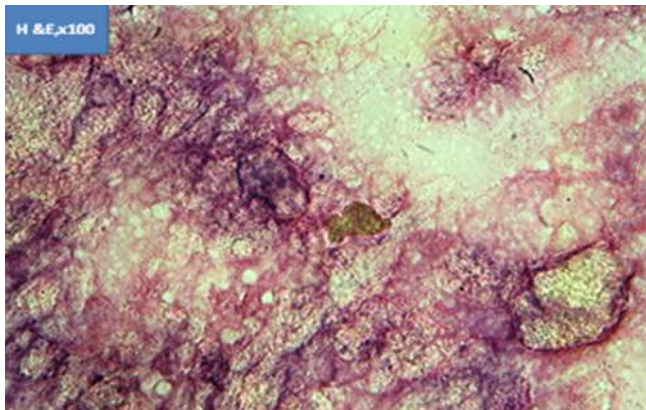
### Case 1:

A 69-year-old female presented with a large mass in the midline neck since 2.4 years. The lump measures 6x5 cm and it moves with deglutition and not with protrusion of the tongue. Past history of similar complaints but no treatment was taken. The surgeon advised FNA of the lump. The pictures of the aspirate are as follows:



### Case 2:

A 27-year-old female, c/o-painful nodule in Right breast since 2 months. One and half year back, she delivered a male baby by FTND. She breastfed her child for one year. On L//E- discrete, non-tender, mobile nodule measuring 1.5 X 1.0 cm in upper outer quadrant of right breast. The clinical impression was fibroadenoma or lactating adenoma. The clinician advised FNAC of the lesion. The pictures of the aspirate are as follows:



## Answers to the last issue of Quiz time

**Dr Indranil Chakrabarti**

Additional Professor

Department of Pathology and Laboratory Medicine, AIIMS Kalyani

### Case 1.

Satisfactory for evaluation

NEOPLASM: Benign

Warthin tumor

Category IVA: Milan System for Reporting Salivary Gland Cytopathology (MSRSGC),  
2nd edition 2023

### Case 2. Gouty tophi





## *Message from the Editor's desk*



Dear IAC Members,

I am excited to share with you the August issue of our IAC Newsletter.

This issue brings to you the events that have taken place since March this year, highlighting the various academic activities of the outstanding IAC members who are making significant contributions to research, education, and clinical practice throughout the country as well as internationally.

I hope you find this issue both informative and inspiring, as it showcases the collective achievements and advancements within our vibrant community.

The organizing team led by Dr. Poonam Elhence has left no stone unturned to make the forthcoming CYTOCON 2024 an unforgettable event. The CME, Conference and the workshops will showcase the very best of the national and international speakers who will render invaluable insights to the trainees, faculties, and practicing cytopathologists.

So, let us meet at AIIMS Jodhpur and make our annual national conference a memorable one.

I am grateful to the President, Secretary, Executive committee members of IAC, and all the state chapter office bearers for helping me bring out this issue.

Thank you all for your appreciation and continued support during my tenure as the editor of the IAC newsletter.

Happy reading !!

**Dr Indranil Chakrabarti**

Editor, Newsletter, IAC

Additional Professor

Department of Pathology and Laboratory Medicine

AIIMS Kalyani

Email: [drindranilpath@gmail.com](mailto:drindranilpath@gmail.com) and [drinch@rediffmail.com](mailto:drinch@rediffmail.com)

Cell: 9433187448



Please send your feedback to  
[drinch@rediffmail.com](mailto:drinch@rediffmail.com) | [drindranilpath@gmail.com](mailto:drindranilpath@gmail.com)