



I.A.C. NEWS BULLETIN

THE OFFICIAL NEWSLETTER OF THE INDIAN ACADEMY OF CYTOLOGISTS

VO.-1; May, 2022

PRESIDENT'S MESSAGE



Dear Members,

It is an honour and a privilege to write from the President's desk.

Indian Academy of Cytologists (IAC) recently celebrated its golden jubilee of formation and reminisced with satisfaction the events that shaped its growth and culminated in its present status. With the nostalgia and euphoria settled over the past few months, we should now sketch a path which IAC should follow over the next fifty years.

How do we foresee the future of Cytology per se and that of IAC in particular?

In my opinion, Cytology is here to stay. The ease and simplicity with which it can be done as an OPD/bedside procedure with minimal set up, the volume of information that can be derived from a well prepared smear, and its relevance and usefulness in clinical management of patients shall keep the need of cytology alive in coming times. Moreover, newer roles are being discovered as it readily provides a source of fresh cells for various ancillary tests. Thus, it shall offer ample chance for research and development of techniques which would provide insight into disease processes hitherto unknown.

IAC has grown not only in its membership numbers, but given the current population of India and the fact that cytology services are available in all parts of the country, the volume of work done in cytology in India is enormous and bypasses that done in any other country around the world. This is evidenced by the numerous publications by Indian authors in national and international journals and the physical presence and participation of Indian cytologists in seminars, workshops and conferences around the world. It seems that like cricket is to India, so too Cytology will be to India in the coming future.

Yet, Indian cytologists do not get their due on international stage. While we may argue that there is an element of apartheid, it would be appropriate to find the cause of the problem. In my opinion, the lack of cutting edge research in India is the reason. Original research should be the focus of IAC. In future, IAC shall be remembered not for what was done in past fifty years, but what it will be doing in the next fifty years. For this IAC needs to invest heavily in young talent – stimulating them, cajoling them, mentoring them, motivating them to excel and achieve accomplishments that would surpass any Cytologist in the world. The day we achieve this, IAC shall be dominant on the international stage.

Till then my best wishes to all.

Jai Hind

Dr. Dev Prasoon

Honorary President IAC

President:

Dr. Dev Prasoon

Secretary:

Dr. Radhika Srinivasan

President-Elect:

Maj General (Dr)

Reena Bharadwaj

Treasurer:

Dr. Bharat Rekhi

Chairperson A & E Committee:

Dr. Venkat Iyer

EQA Chairperson:

Dr. Nalini Gupta

Webmaster:

Dr. Sandeep Mathur

Rule Master:

Dr. Dev Prasoon

Editor, Journal of Cytology:

Dr. Prabal Deb

Chairperson, Intl. Affairs

Committee :

Dr. RGW. Pinto

Editor, Newsletter:

Dr. Indranil Chakrabarti

Executive Committee Members:

Dr. Uma Handa,

Dr. Palash Kumar Mandal,

Dr. Ram Naval Rao,

Dr. Madhusmita Jena,

Dr. Indranil Chakrabarti

Indian Editor, Acta Cytologica

Dr. Meherbano Kamal

SECRETARY'S MESSAGE



Dear Friends,

Wish you all a very Happy New Year-Poila Baisakh-Baisakhi-Ugadi! May the coming year be healthy and safe!

The year 2021 will again go down as the second year of the COVID pandemic. The country had to deal with recurring waves of COVID driven by newer variants with many losing the battle leaving bereaved families. The countrywide vaccination drive saved millions of lives providing succor and hope. But, for us, it was also year to celebrate our Golden Jubilee year (2020-21) and the 2020 CYTOCON had been postponed by a year. To quote Einstein - "in every crisis are sown the seeds of opportunity" and this was proved by the Academy, as CYTOCON 2020-21 went down in our annals as the first ever fully virtual conference hosted by the Delhi Chapter of IAC and AIIMS, New Delhi under the dynamic leadership of Dr. Manjula Jain, Dr. Venkat Iyer and Dr. Sandeep Mathur. The virtual format was indeed a grand success with record numbers of registrations and broke records in the number of platform (oral) and poster presentations. There were multiple parallel workshops and a special Digital Cytology workshop, again a first, organized by Dr. Venkat Iyer and his team that more than compensated for lack of glass slide-based workshops. What an academic feast it was! Congratulations team Delhi for pulling out a very grand memorable CYTOCON 20-21 befitting the Golden Jubilee.

Isaac Newton said 'If I have seen further than others, it is by standing upon the shoulder of giants' and so if we are doing well today, the credit goes to all who came before us – our founding members and all who followed- who gave a solid foundation for the establishment of the discipline of Cytology in the country. We will shortly come out with the detailed History of IAC, our cherished legacy.

Prof. V.K. Paul, member, Niti Ayog was the Chief guest of the inaugural function of CYTOCON 2020-21. In his address to the Academy, he exhorted us to come out with a Vision for the future of Cytopathology for the country. What are our Best Practice standards? How can we achieve this? If deficient, then how can we improve cytopathology services? What are our manpower requirements to achieve this – in tertiary care, secondary care and primary care settings? A Chintan-Manthan meeting is required to prepare a formal document but may I request each and every one of you to write to me on drsradhika@gmail.com or secty.iac@gmail.com if you have specific suggestion and ideas. I will ensure that they will get discussed and carry it forward.

We took a baby step in addressing best practice standards by formulating guidelines for sample collection, transportation and reporting serous effusions in 2019 and a lot more needs to be done in various other aspects of Cytology. Dr. Iyer, who is the Chair of the A&E committee will be overhauling the syllabus for Cytotechnologists and Cytotechnicians in keeping with International standards. It is also proposed to come up with guidelines for FNAC and for Image-guided FNAC this year.

CYTOCON 2022 will be hosted by North Bengal Medical College and the West Bengal Chapter of IAC. Preparation has begun in all earnest and it is proposed to hold it in physical format currently. The Scientific program will feature top international and National experts in the field. Siliguri is well connected by train and air and is close to Darjeeling. So, get ready for the Kanchenjunga. We hope to reconnect with all of you and revitalize ourselves physically and mentally. See you in Siliguri!!

Once again, wishing you all a Happy and Safe 2022,

Warm regards,
Radhika Srinivasan
Hon. Secretary, IAC

CALL FOR AWARDS 2021-2022

NALINI BAI THAKKAR AWARD

For the best oral paper presented in a special award session at the Annual Conference of IAC by an MBBS doctor under the age of 35 years (as determined by his age as on 31st December 2020) who is either doing or has done post graduation in Pathology in India. Details about the award, eligibility and procedure are available on the IAC website www.cytoindia.com under the heading Standard Operating Procedure (SOP)>Part C - Orations, Lectures, Slide seminars, Awards>Nalini Bai Thakkar (NBT) Award.

JWALA DEVI AWARD

For the best oral paper presented at the Annual Conference of IAC by a cytotechnician or a cytotechnologist working in India. Details about the award, eligibility and procedure are available on the IAC website www.cytoindia.com under the heading Standard Operating Procedure (SOP) >Part C - Orations, Lectures, Slide seminars, Awards>Jwala Devi Award.

Col. D. B. Nayar Memorial Award

For the best oral paper on oncology presented in a special award session at the Annual Conference of IAC by an MBBS doctor under the age of 35 years (as determined by his age as on 31st December 2020) who is either doing or has done post graduation in Pathology in India. Details about the award, eligibility and procedure are available on the IAC website www.cytoindia.com under the heading Standard Operating Procedure (SOP)>Part C - Orations, Lectures, Slide seminars, Awards>Col. D. B. Nayar Memorial Award.

CALL FOR TOPICS FOR CYTOCON 2023

Call is made for submission of **topics for CME, Symposium and Workshops for CYTOCON 2023**. Details of the procedure are available on the IAC website www.cytoindia.com under the heading Standard Operating Procedure (SOP)>Annual National Conference>Continued Medical Education (CME) / Symposium / Workshops. The same is to be sent to the Secretary Indian Academy of Cytologists by E-mail Preferably E-mail: secty.iac@gmail.com; CC the e-mail to drsradhika@gmail.com

CALL FOR HOSTING CYTOCON 2024

Call is made for submission bid for hosting CYTOCON 2024 and CYTOCON 2025. The bid letter signed by authorized person and detailing of infrastructure same is to be sent to the Secretary Indian Academy of Cytologists by E-mail Preferably E-mail: secty.iac@gmail.com; CC the e-mail to drsradhika@gmail.com



APPLICATIONS ARE INVITED FOR IAC FELLOWSHIP FOR 2023

- ▶ IAC Fellowship is offered to pathologists with MD in Pathology or DNB in Pathology or equivalent.
- ▶ Regarding number of fellowships, duration of fellowship, eligibility and award of fellowship, and procedure for getting the fellowship, the details are available on IAC website www.cytoindia.com under the link Standard Operating Procedure(SOP)>Part D-Miscellaneous>IAC Fellowship.
- ▶ (d) Regarding application form for fellowship and centres for doing fellowship, details are available on IAC website www.cytoindia.com under the link IAC Fellowship.
- ▶ The candidate should follow the details meticulously for rapid processing of the application.

ELECTION ANNOUNCEMENT: INDIAN ACADEMY OF CYTOLOGISTS for year 2023

Call for Nomination for Election of Office Bearers

Nominations typed on plain sheet in the format given below are invited for the undermentioned posts. Duly filled and signed nomination form along with bio-data are to be sent by post (courier) to the following address so as to reach before due date.

E-mail: secty.iac@gmail.com; CC it to drsradhika@gmail.com [For advance soft copy]

Mailing Address - Dr. Radhika Srinivasan, Professor, Dept. of Cytology & Gynec. Pathology, PGIMER, Chandigarh-160012; Tel: +919914208116

Note: In view of COVID, the e-mail soft copy shall be considered as valid if the hard copy does not reach the Secretary.

1. President Elect:

- (a) Number of post: 1
- (b) Tenure of post: 1 year
- (c) Eligibility criteria: -
 - (i) Should be an active life member of IAC for at least 15 years.
 - (ii) Should have served at least one full term of three years as an executive committee member prior to his/her nomination.
 - (iii) Should have attended three or more GBMs in the immediate past 5 years.

2. Hon Secretary

- (a) Number of post: 1
- (b) Tenure of post: 3 years
- (c) Eligibility criteria: -
 - (i) Should be an active life member of IAC for at least 15 years.
 - (ii) Should have served at least one full term of three years as an executive committee member prior to his/her nomination.
 - (iii) Should have attended three or more GBMs in the immediate past 5 years.

3. Hon Treasurer

- (a) Number of post: 1
- (b) Tenure of post: 3 years
- (c) Eligibility criteria: -
 - (i) Should be an active life member of IAC for at least 15 years.
 - (ii) Should have served at least one full term of three years as an executive committee member prior to his/her nomination.
 - (iii) Should have attended three or more GBMs in the immediate past 5 years.

4. Executive Committee Member:

- (a) Number of posts: 2
- (b) Tenure of post: 3 years
- (c) Eligibility criteria:
 - (i) Should be an active life member of IAC for at least 10 years.
 - (ii) Should have attended three or more GBMs in the immediate past 5 years.

FORMAT FOR BIO-DATA OF CANDIDATE IT SHOULD BE UNDER THE FOLLOWING HEADINGS:

1. Name of the candidate:
2. Duration and type of membership:
3. Contribution to IAC:
4. Contribution in the field of Cytology:
5. Address for Correspondence (off & res):
6. Telephone No : landline and mobile
7. E-mail id
8. Number of GBMs of IAC attended in immediate past 5 years:

Date :

Signature of Candidate

Standard Format For Nomination Form

I propose the name of Dr....., having IAC membership No..... for the post ofof IAC executive body

Name & Signature of the Proposer
IAC membership No of Proposer

I, Dr.....second the above proposal Name, Signature of the Proposer IAC membership No of Proposer I, Dr.....having IAC membership no.....accept the above proposal.

Name, Signature of the Proposer
IAC membership No of Proposer

I, Dr.....having IAC membership no.....accept the above proposal.

Name, Signature of the Candidate
IAC membership No of candidate

TIME TABLE FOR ELECTION

Receipt of nominations by Secretary's Office: 15.07.22

Information to contestants after scrutiny: 31.07.22

Withdrawal of nomination: 14.08.22 by 1700 hours

Dispatch of ballot papers by post on / before: 01.09.22

Return of ballot papers by: 15.10.22

Scrutiny and counting: 20.10.22

Declaration of results will be done at the time of Annual General Body/Executive Committee Meeting to be held during 52nd Annual Conference of IAC at NBMCH, Siliguri.

CRITERIA FOR REJECTION OF APPLICATION

Application form shall be rejected under the following circumstances: -

- (a) Incomplete nomination form
 - (b) Nomination form without appropriate signature
 - (c) Nomination form received after due date
 - (d) Nomination form received electronically
 - (e) One member can file nomination for only post at one time – if more than one nomination is received from a candidate then all his nominations shall be rejected.
 - (f) Life associate member and honorary members are not eligible for election/nomination for any post.
- Once rejected, application from the given candidate shall not be entertained again in the same year.





The ASC Foundation's **Art for Advocacy** auction returns to the
ASC/ICC Joint Meeting in Baltimore, MD,
November 15-20, 2022.

We want to showcase our resilient and creative colleagues and
their art.

We invite **you** to submit works of art for the **virtual
Art for Advocacy Auction**.

Information and to Submit



American Society of Cytopathology * 100 West 10th Street, Suite 605 * Wilmington, DE 19801
Phone: (302) 543-6583 * Fax: (302) 543-6597 * email: asc@cytopathology.org
©2022 American Society of Cytopathology

52ND ANNUAL CONFERENCE OF THE INDIAN ACADEMY OF CYTOLOGISTS



CYT CON 2022

SAVE THE DATE

DATE & VENUE

NOVEMBER 4TH - 7TH, 2022

NORTH BENGAL MEDICAL COLLEGE



Organised by

**DEPARTMENT OF PATHOLOGY,
NORTH BENGAL MEDICAL
COLLEGE, SILIGURI**

and

WEST BENGAL CYTOLOGY SOCIETY

Contact : cytocon2022@gmail.com

 +91 8017012285

For Further Information

Please visit www.cytocon2022.co.in

WELCOME MESSAGE

Dear Colleagues,

It is our proud privilege to welcome you all to the most awaited 52nd annual conference of the Indian Academy of Cytologists, CYTOCON-2022, organized by the Department of Pathology, North Bengal Medical College, and West Bengal Cytology Society (IAC-West Bengal Chapter).

For the last 2 years, we were bound to restrict our offline academic activities due to the pandemic of COVID 19 and this conference allows us to meet our friends and colleagues physically and share our experience and expertise. On behalf of the organizing committee, we are glad to invite all the eminent pathologists, academicians, young scholars, residents, and students from all over the world to attend CYTOCON-2022, which is going to be held at North Bengal Medical College from 4th to 7th November 2022.

This conference aims to rejuvenate the knowledge of cytopathology in the form of Preconference CME on Cytopathology of Pancreatico-biliary lesions , and different orations, lectures, slide seminars, and symposium during the main conference by distinguished national and international cytopathologists. It would lay a platform for the interaction between experts around the world and in accelerating academic discoveries.

The conference will also showcase proffered papers, poster presentations, and post-conference workshops which will be moderated and guided by renowned cytopathologists from all over India. A national quiz for the postgraduates will be one of the major highlights of the conference. North Bengal Medical College is envired by natural beauties. You can enjoy the breath taking mountains of Darjeeling, Kalimpong, and Sikkim or immerse yourself in the serene beauty of the lush green tea gardens with the majestic Kanchenjunga while traveling in the NJP-Darjeeling toy train. Buxa, Jayanti, and Dooars are the forests where you will find the peace you have been looking for or you may enjoy the exhilarating forest safari at Gorumara or Jaldapara National Park. Our tour guide is always ready to make your valuable time worthy by combining academics with a beautiful small tour plan. We assure you a grand academic fiesta and look forward to your whole-hearted support, cooperation, and active participation.

With best regards

DR. BIDYUT KUMAR GOSWAMI
DR. MAMATA GUHA MALLICK SINHA
Organizing Chairpersons CYTOCON-22

DR. BISWAJIT HALDAR
DR. INDRANIL CHAKRABARTI
Organizing Secretaries CYTOCON-22

CYTOCON 2022 SCIENTIFIC PROGRAMME HIGHLIGHTS

CME- CYTOPATHOLOGY OF PANCREATICO-BILIARY LESIONS

Prof.Venkateswaran K Iyer, AIIMS, New Delhi
Dr.Prasenjit Das, AIIMS , New Delhi
Dr.Rajni Yadav, AIIMS, New Delhi

PROF. P.N.WAHI ORATION

Prof.Pranab Dey, PGIMER, Chandigarh

PROF. S.K.GUPTA MEMORIAL LECTURE

Prof. Shyama Jain, Retd. Director of Pathology,
Maulana Azad Medical College, New Delhi.

IAC ORATION

Prof. William Faquin, Professor of
Pathology, Harvard Medical School, Divisions
of Head and Neck Pathology & Cytopathology

INTERNATIONAL FACULTY GUEST LECTURE

Prof.Kennichi Kakudo, Department of Pathology,
Cancer, Genome Center and Thyroid Disease Center,
Izumi City General Hospital, Izumi, Osaka, Japan.

ERNEST FERNANDES SLIDE SEMINAR

Prof. Nalini Gupta, PGIMER, Chandigarh

SYMPOSIUM- CYTOPATHOLOGY OF BONE LESIONS

Moderator- Prof.Uma Handa, GMCH, Chandigarh.

QUIZ FOR POST GRADUATES.

POST CONFERENCE WORKSHOPS, CYTOCON 2022

1. LBC IN NON-GYNAECOLOGICAL SPECIMENS



2. HPV DETECTION IN GYNAECOLOGICAL SPECIMENS (LBC)

3. FLOW CYTOMETRY (FCM) IN LYMPHOPROLIFERATIVE DISORDERS

4. SQUASH CYTOLOGY OF BRAIN TUMORS

5. ROLE OF CELL-BLOCKS IN CYTOPATHOLOGY

Welcome To Siliguri, "Gateway Of Northeast India"





The CYTOCON 2020-21 was organized by DCIAC and AIIMS New Delhi in a virtual mode between Nov 19-21, 2021. This was the golden Jubilee Conference of the Indian Academy of Cytologists.

Dr Randeep Guleria, Dr Kusum Verma, Dr Mohini Nayar and Dr Nishit Chaturvedi were the patrons. Dr Manjula Jain was the President and Dr VK Iyer and Dr Sandeep R Mathur were the organizing secretaries and Dr Aanchal Kakkar was the treasurer. The scientific committee was chaired by Prof. Ruma Ray. They were strongly supported by entire Delhi chapter of IAC and Department faculty colleagues and staff.

Being a golden Jubilee conference, we began by felicitations of all senior academy members and past office bearers across the countries. To honour them and to express gratitude for their contributions to the academy they were felicitated by local cytologists by giving them mementos and a shawl as token of appreciation. Their videos were recorded, and pictures were shared across WhatsApp groups. The video messages and videos of felicitations were also played during the actual conference between the talks.

We had registration of 1074 delegates from India and abroad. The virtual attendance for the event was also very encouraging. All proceedings were via website with a 3D portal for giving an actual real-life experience of attendance. All posters and Oral presentations were uploaded on the website. There were 6 workshops and prerecorded talks were available for registered delegates on the 3D web portal.

On 19th Nov the pre-conference CME was held. It was chaired by Prof. VK Iyer. It was an image guided FNAC and we had International and National speakers from all parts of world and India as well.

The inaugural function was well attended. Welcome address was given by Organizing Chairperson, Dr Manjula Jain, this was followed by welcome Message by Dr Randeep Guleria, Director AIIMS, New Delhi. Address by IAC President Dr. (Brig) V S Nijhawan was followed by release of e souvenir and address by IAC Secretary Dr. S Radhika. Inaugural Address was delivered by Chief Guest - Prof. V K Paul, Member, Niti Ayog. The function ended with vote of thanks by organizing secretary Dr VK Iyer and National Anthem.

Main Conference began with NBT award session in which there were 5 oral paper contestants. This was followed by PN Wahi oration delivered by Prof Naresh Rai from Kota, Rajasthan.

Then there was Jwala Devi paper presentations which saw 5 presentations. Proffered paper presentations were carried out on day 1 and 2 of conference with a panel of Judges.

There were 79 oral presentations and 408 poster presentations. All Posters were uploaded and accessible for viewing on website.

There was an online PG Quiz conducted by Prof. Siddharaju and his team from JIPMER Puducherry.

There was also an Art in Cytopathology competition held for the first time where delegates could send creative art made using cytology images.

The IAC academy oration was delivered by Prof. Lukas Bubendorf from Switzerland.

This was followed by the prestigious Golden Jubilee oration by Prof. Ritu Nayar from USA.

Day 2 of main conference started with Col. DB Nayar Memorial award presentation which saw 2 papers.

The prestigious Ernest Fernandez slide seminar was delivered by Prof. Sandeep R Mathur.

The Symposium was on algorithmic approach to cytology of SOLs in liver by Dr Prateek Kinra and a panel of speakers moderated by him.

The Subhash Kumari Gupta memorial talk was delivered by Dr Ashish Chandra from UK.

An invited talk on cytology of cystic pancreatic lesions was delivered by Prof. Vikram Deshpande from USA.

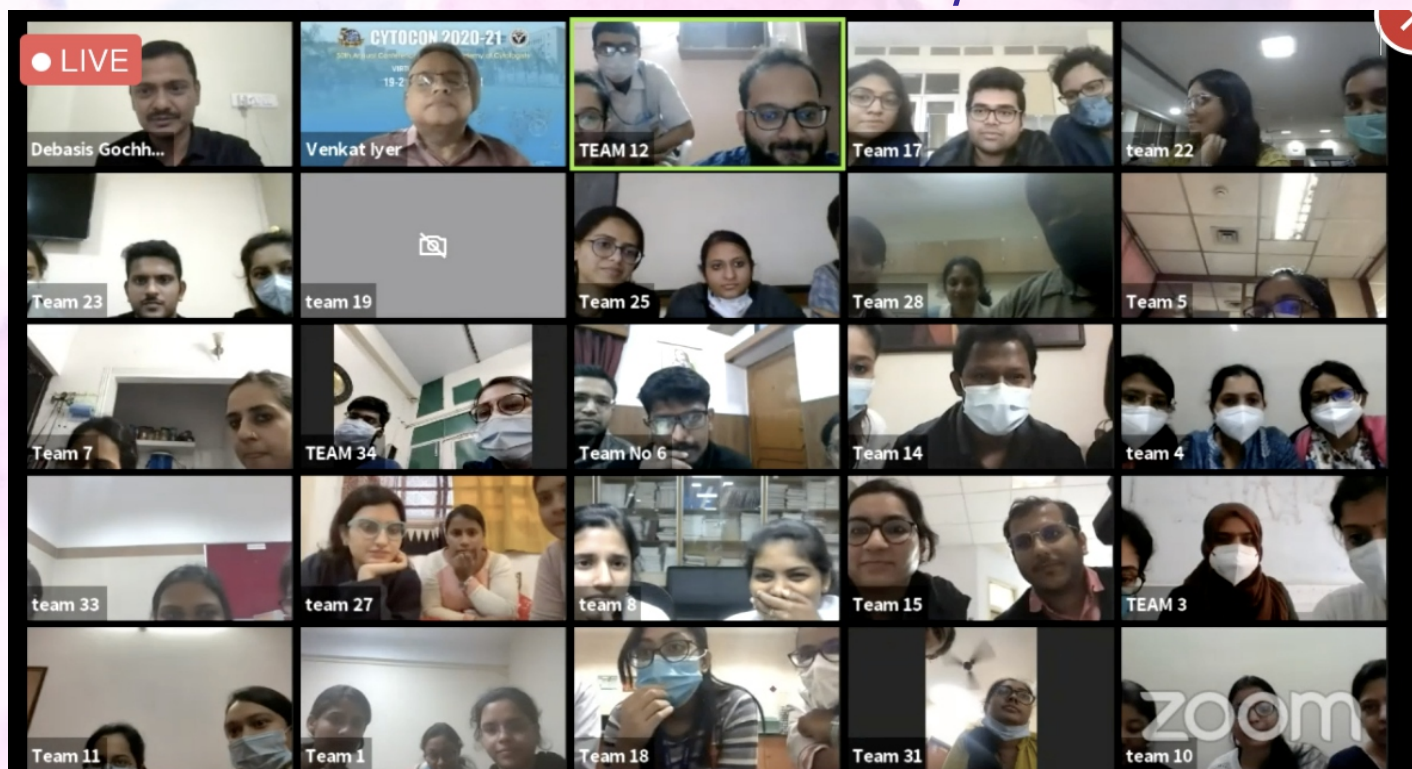
There were 8 pre-recorded workshops which were uploaded in the website where registered delegates could access the video talks and technique videos. This was possibly the highest no of workshops conducted in history of CYTOCON. One of them was conducted by international faculty.

The valedictory function was held in evening of day 2 of main conference. Prof. Radhika Srinivasan presented an excellent and insightful presentation on the history of IAC and beautifully brought forth the great history of IAC along with highlights of contributions of various stalwarts to this academy. The presentation was the high point in valedictory function and was applauded by one and all.

Various awards were presented to the winners in virtual mode. Vote of thanks was delivered by Prof. Sandeep Mathur on behalf of the organizing team.

Dr Bidyut Krishna Goswami and organizing team of Cytocon 2022 invited everyone for next CYTOCON 2022 at Siliguri, West Bengal.

CYTOCON 2020-21 Quiz conducted by Team JIPMER



ORGANIZING TEAM OF CYTOCON 2020-21



INTERNATIONAL FACULTIES OF CYTOCON 2020-21

INTERNATIONAL FACULTY



Aisha Dhewar
Singapore



Anupama Sharma
USA



Ashish Chandra
UK



Bijal Shah
Ireland



Lukas Bubendorf
Switzerland



Manju Aron
USA



Mihir Gudi
Singapore



Minaxi Desai
UK



Mitali Fadia
Australia



Poonam Vohra
USA



Rema Rao
USA



Ritu Nair
USA



Ron Balassanian
USA



Varsha Manucha
USA



Vikram Deshpande
USA

NATIONAL FACULTIES OF CYTOCON 2020-21

NATIONAL FACULTY



Anita P Javalgi
Dharwad



Indranil Chakrabarti
Kolkata



Kusum Verma
Delhi



Madhusmita Jena
Bangalore



Pranab Dey
Chandigarh



Radhika Srinivasan
Chandigarh



Uttara Chatterjee
Kolkata



Vaishali Walke
Bhopal



Manjula Jain
Delhi



Prateek Kinra
Delhi



Sandeep Mathur
Delhi



Aanchal Kakkar
Delhi



Adarsh Barwad
Delhi



Aruna Nambirajan
Delhi



Arvind Rajwanshi
Raebareli



Asit Ranjan Mridha
Delhi



Nidhi Verma
Delhi



Parikshaa Gupta
Chandigarh



Pavneet Kaur Selhi
Ludhiana



Pooja Bakshi
Delhi



Poonam Elhence
Jodhpur



Prabal Deb
Mumbai



Prashant Ramteke
Delhi



Priya Abraham
Pune



R K Saran
Delhi



Rajni Yadav
Delhi



Ram Ganesh VR
Delhi



Reetu Kundu
Chandigarh



Ritu Gupta
Delhi



Ruchi Rathore
Delhi



Saleem Pathutara
Mumbai



Sanjeev Kumar Gupta
Delhi



Badri Natrajan



Bharat Rekhi
Mumbai



Chanchal Rana
Lucknow



Deepali Jain
Delhi



Ganesh
Delhi



Geetika Singh
Delhi



Haimanti Sarin
Gurugram



Jasmita Dass
Delhi



Kavneet Kaur
Delhi



Manish Rohilla
Chandigarh



Meeta Singh
Delhi



Munita Bai
Mumbai



N Siddharaju
Puducherry



Nadeem Tanveer
Delhi



Nalini Gupta
Chandigarh



Naresh Rai
Kota



Saumyaranjan Mallik
Delhi



Seema Kaushal
Delhi



Shilpi Aggarwal
Delhi



Shipra Agarwal
Delhi



Shyama Jain
Delhi



Siddharth Srivastava
Delhi



Sonal Sharma
Delhi



Sumeet Gujral
Mumbai



Supreeta Nayak
Nagpur



Venkateswaran K Iyer
Delhi



Dr Arkadipta
Mukherjee

First Position



Adjudged as the best entry for the Art of
Cytopathology contest. Dr Bharat Rekhi doing the honors

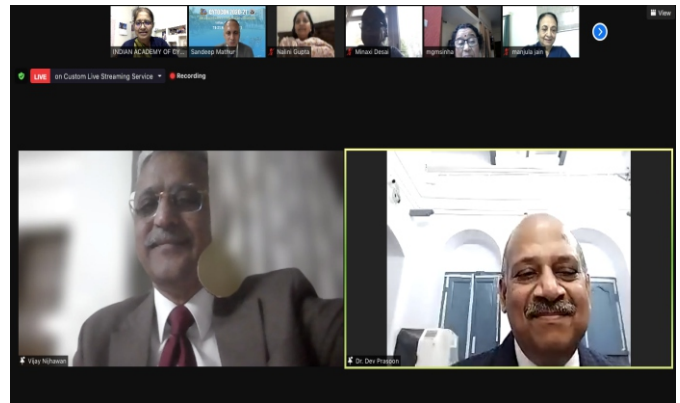


All submitted abstracts in CYTOCON 2020-21 were indexed and published
in a special supplementary issue of Journal of cytology

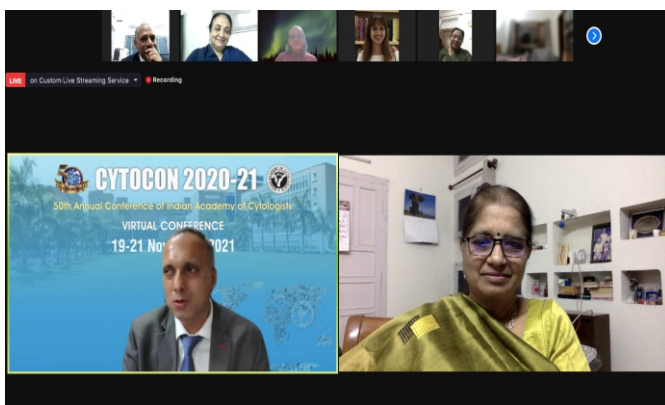
CYTOCON 2020-21 AT A GLANCE



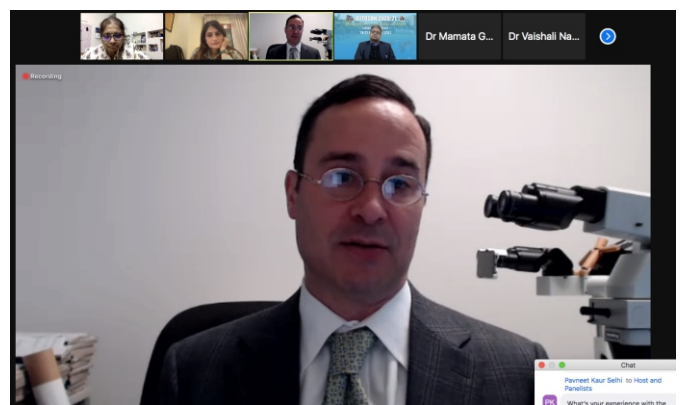
Dr Guleria, Director, AIIMS New Delhi



Dr Vijay Nijhawan handing over the Presidential Medal to Dr Dev Prasoon



Dr Sandeep Mathur presenting the Ernest Fernandes award session. Dr Radhika was the chairperson.



Dr Ron Balassanian



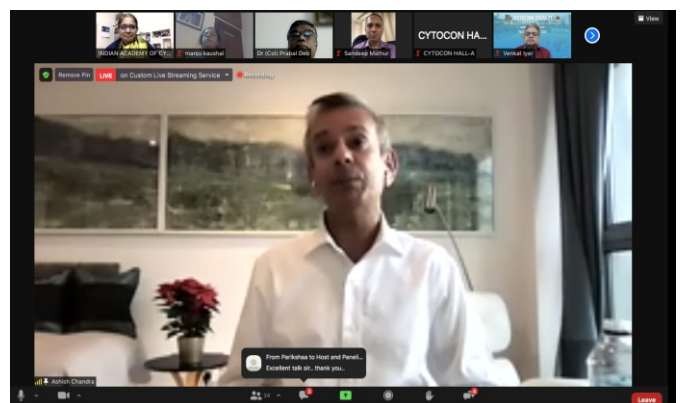
Dr.Poonam Vohra



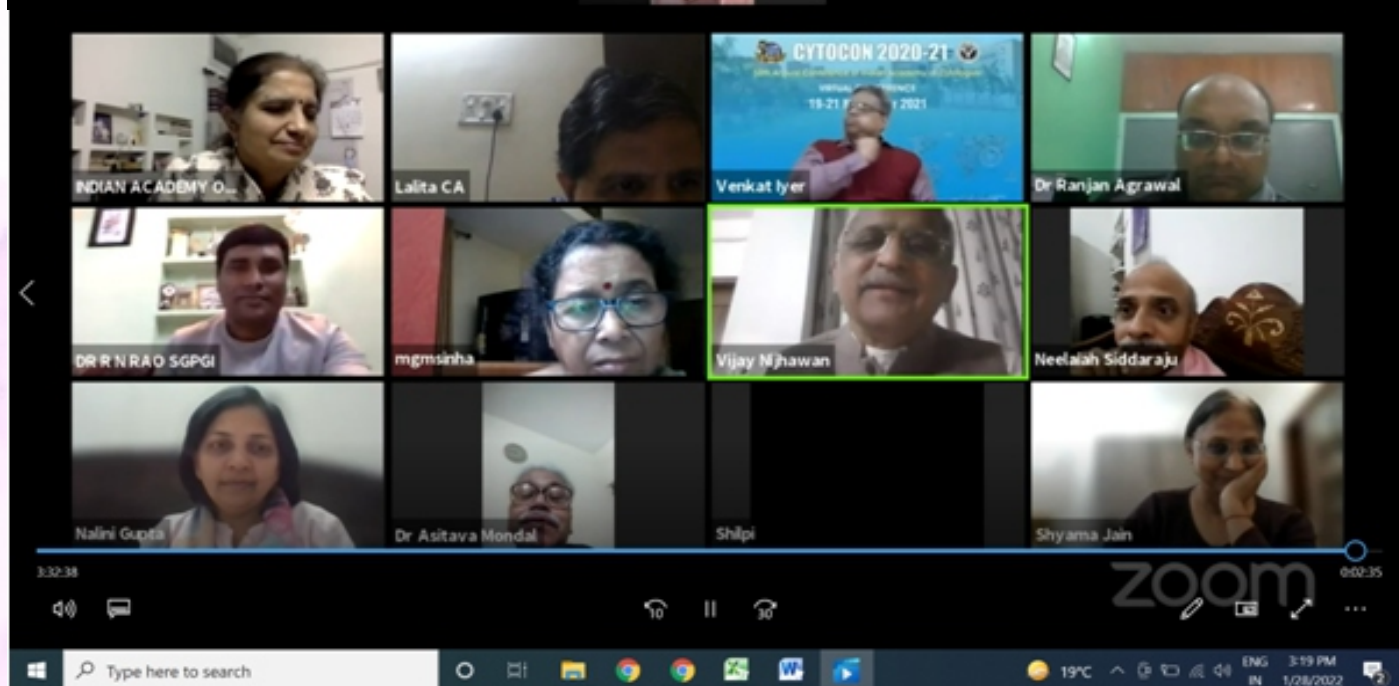
Dr Naresh Rai delivered Dr PN Wahi Oration

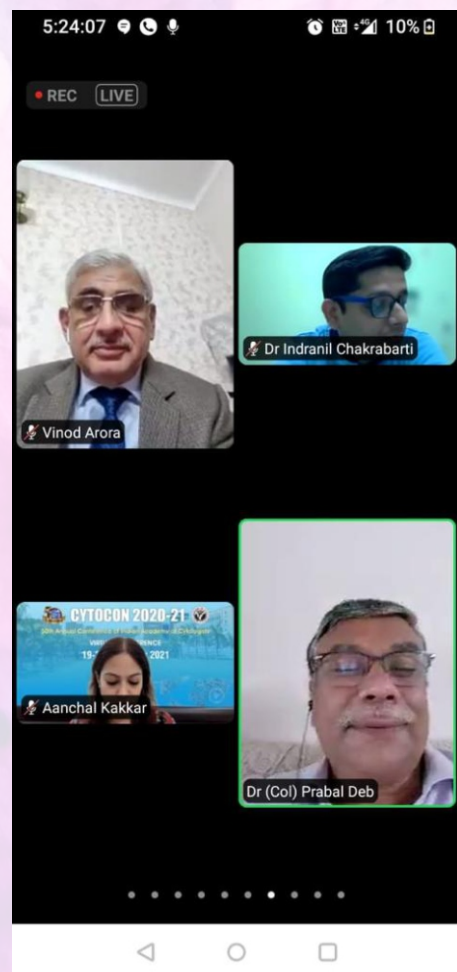
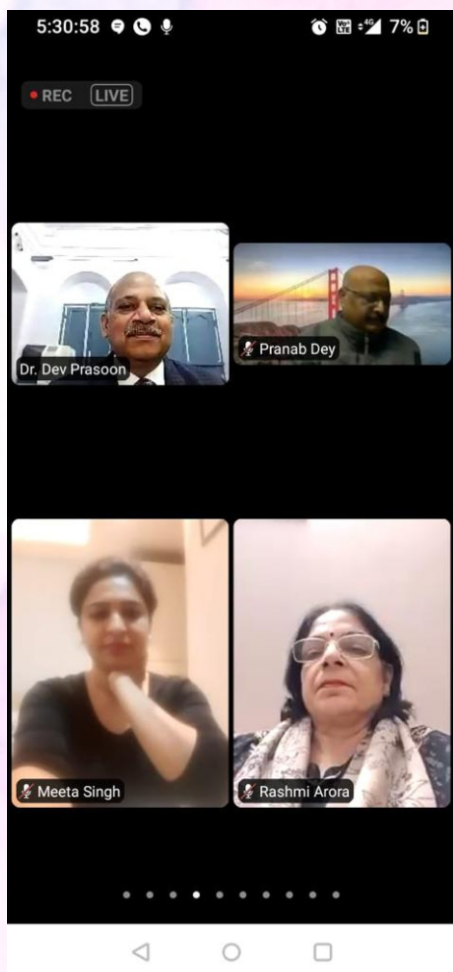


Dr Venakat Iyer Organising Secretary



Dr Ashish Chandra delivering the Dr Subhash Kumari Gupta Memorial Lecture





FELICITATION OF DIGNITARIES ON THE OCCASION OF GOLDEN JUBILEE OF INDIAN ACADEMY OF CYTOLOGISTS



Dr Usha Saraya



Dr Kusum Verma



Dr. Harilal



Dr. Shobha Grover



Dr. Padam Agarwal and Dr. Madhumati Goel



Dr. Mohini Nayar and Dr. Manjula Jain



Dr. Sreedeviamma



Dr. N. Chaturvedi



Dr Asitava Mondal



Dr Arvind Rajwanshi



Dr RGW Pinto



Dr. Manjula Jain



Dr. Suresh Bhambhani



Dr. Shyama Jain



Dr Meherbano M Kamal



Dr Iyer felicitating Dr Usha Luthra



Dr. Mukta Kherdekar



Dr. Manju Kaushal



Dr. Pranab Dey, second from right, Dr. Upasana Gautam, fourth from right, Dr. Radhika, fifth from right and\ Dr. Nalini, second from left



**Dr. Jayasree Ramadas and
Dr. B Chandralekha**



Dr. Mrunmayree Kotwal



Dr. Laxmi Shah



**Dr. Radhika and
Dr. V. S. Nijhawan**



Dr. Dev Prasoon



**Dr Bharat Rekhi and
Mr Saleem Pathuthara**



Dr. Venkat Iyer and Dr. Sandeep Mathur



Dr. Reena Bharadwaj



Felicitated Dignitaries

THE FOLLOWING CMES WERE ORGANIZED IN GOA ON LINE VIA EMAIL.

Content submitted by :

Dr RG Wiseman Pinto, Prof and HOD Pathology GMCEX
Dean Goa University President Asian. Society of Cytopathology (ASC)



CONTENT SUBMITTED BY
PROF R G W PINTO

International CMEs in Pathology on the topics:

Small Cell Carcinoma of Ovary associated with Hypercalcemia, INI Deficient Tumors, SPPT Pancreas, Burkitts Lymphoma, ACC in different sites, Adeno Squamous Ca breast, Sarcomatoid type of RCC, mets in thyroid, Novel IHC Markers 2021, Adenocarcinoma of Renal Pelvis, Intimal Sarcoma, INSMI , LBC, Melanoma , NUT Carcinoma, GIT NEC, NEC, Breast Implant Associated ALCL, Langerhans Cell Histiocytosis, Naso Pharyngeal Carcinoma, Medullary Carcinoma Thyroid, Secretory Carcinoma Salivary Gland, Intravascular Large B Cell Lymphoma.

The Faculty were

Dr. Roberto Miranda (USA), Dr. R. Katz (USA), Dr. Peter Deniz (USA), Dr. Megha Joshi (USA),
Dr. Jan Klos (Norway) , Dr. Tomoo Itoh (Japan), Dr. B. Majak (Norway)
Dr. Hema Mahajan (Australia)
Dr. Irina Shabalova (Russia)
Dr. CR Lai (Taiwan) & Dr. R. G. W. Pinto (Goa)
Dr. Zillu Rehman (Bangladesh)
Dr. S. Pervez (Aga Khan University)
Dr. Palitha Ratnayake (Srilanka)
Dr. Ming Trong (Vietnam) and many other eminent National Faculty

These are the largest number of CMEs organized in India. The Chairman was Dr. R. G. Wiseman Pinto, Professor & HOD, Pathology, Goa Medical College, Ex Dean Goa University & President ASC (Asian Society of Cytopathology).


These CMEs were supported by International Academy of Cytology, EFCS and Asian Society of Cytopathology (ASC)

Dr. R. G. W. Pinto Chaired the Session on Lung Pathology at the International CME held on line at Gwalior organized by AIPNA & ICP

Dr. R. G. W. Pinto Chaired 3 Sessions at the ECC 2021 43rd European Congress of Cytology Conference of Wroclaw, Poland, 3 – 6 October 2021.

Dr. R. G. W. Pinto has been appointed Advisor of UPSC (Union Public Service Commission) & GPSC (Gujarat Public Service Commission) & also Board Member in Pathology Speciality of National Board of Examinations (DNB)





HIGHLIGHTS OF PROF SUBIR KUMAR DUTTA MEMORIAL CME AND XIVTH ANNUAL STATE CYTOLOGY CONFERENCE, 2021 ORGANIZED BY WEST BENGAL CYTOLOGY SOCIETY (IAC-WB CHAPTER)

Content submitted by :

Dr Indranil Chakrabarti, Secretary, West Bengal Cytology Society
Additional Professor, Dept. of Pathology, AIIMS, Kalyani

The West Bengal Cytology Society (IAC-WB Chapter) organized the Prof Subir Kumar Dutta Memorial CME and XIVth Annual State Cytology Conference, 2021 on a virtual platform on the 2nd and 3rd of October, 2021.

Dr. Mamata Guha Mallik Sinha, President of West Bengal Cytology Society (WBCS), and Dr. Indranil Chakrabarti, Secretary of WBCS, were the Organizing Chairperson and Organizing Secretary respectively.

The same was attended by 179 delegates.

Day 1 showcased the challenges of salivary gland cytology in the form of a CME titled “ Let's swallow the Salivary Glands”

Dr. Mrinmay Kumar Mallik, Mubarak Al Kabeer Hospital, Kuwait delivered a lecture on “Cytomorphological approach to salivary gland lesions”.

“Recently described entities in salivary gland cytology” were nicely elaborated by Dr. Aanchal Kakkar, AIIMS, New Delhi.

Dr. Christopher Vanden Busshe, John Hopkins University School of Medicine explained the “ Milan System for Reporting Salivary Gland Pathology”.

A panel discussion titled “ Salivary gland lesions: Too Hard to swallow?” was moderated by Dr. Sourav Bhowmick and distinguished panelists like Dr. B K Goswami, Col Jasvinder Kaur Bhatia, Dr. S hravasti Roy, and Dr. Indu Arun enlightened the audience.

On Day 2, there were award sessions in which the post-graduate trainees presented their hard work. This was followed by the prestigious Brig M M Roy Memorial Oration, 2021 which was delivered by Dr. Asitava Mondal, the founder President of WBCS and IAC President, 2006.

Following that, parallel sessions were held in 2 virtual halls. E posters were presented by postgraduates and some delegates in Hall A and the free paper session took place in Hall B.

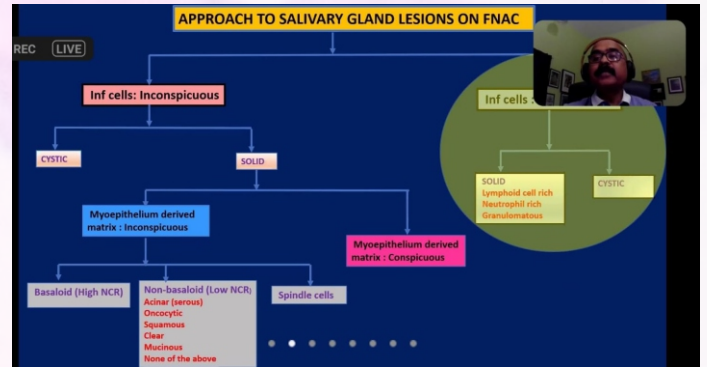
Dr. Sanhita Chatterjee, Dr. Anjan Das, Dr. Sukanta Chakraborty, and Dr. Aniket Halder presented an interesting potpourri of cases.

Cash prizes up to Rs 10,000/- were awarded to the winners.

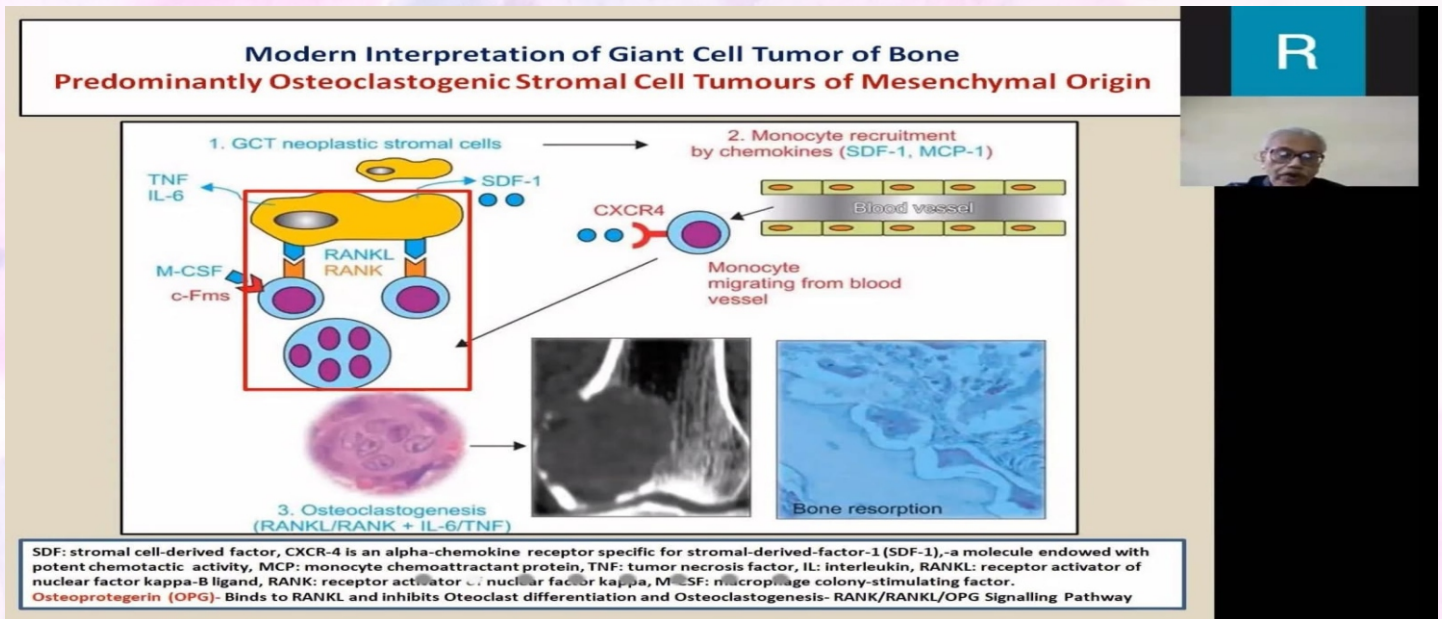




Dr Christopher Vanden Busshe, John Hopkins University delivering talk on Milan system of reporting Salivary gland pathology



Dr Mrinmay Kumar Mallik, Al Kabeer Hospital, Kuwait



Dr Asitava Mondal delivered Brig. M M Roy Memorial oration 2021

LIVE

Secretory Carcinoma

- Recently described (2010) low grade SG carcinoma, included as a distinct entity in WHO 2017
- Characterized by morphological resemblance to breast secretory carcinoma and t(12;15) with resultant *ETV6-NTRK3* gene fusion
- Most common in the parotid, followed by intraoral minor salivary glands
- Histology:**
 - Majority were previously diagnosed as zymogen granule poor acinar cell carcinoma
 - Lobulated pattern with fibrous septa
 - Microcystic, solid, tubular, follicular, and papillary-cystic structures with distinctive luminal secretions
 - Tumor cells have eosinophilic granular or vacuolated cytoplasm with small, uniform nuclei
 - IHC: CK7, S100 protein, GATA3, Mammaglobin
- D/D:** Acinar cell carcinoma, low grade MEC, intraductal carcinoma

Dr. Aanchal Kakkar, AIIMS, New Delhi

THE ASSOCIATION OF CYTOLOGISTS OF MAHARASHTRA (ACM) HAD ORGANISED FOLLOWING CONFERENCES / CMES DURING THE PERIOD JANUARY 2019 TO MARCH 2022

Content submitted by :

Dr. Vikas S. Kavishwar, Jt secretary, ACM Professor (Additional), Department of Pathology, TNMC and Nair Hospital, Mumbai, Maharashtra

1) MACyCON 2020 : 8th and 9th February 2020 - 3rd Annual Conference of ACM - off line - organised by AIIMS, Nagpur Smt Sunanda Shidham memorial pre conference CME : Defining the undetermined in cytology Dr. Vinod Shidham, Wayne state University school, USA: keynote speaker, who addressed undetermined lesions in Gynec cytology. The star speakers were Dr. Shubhada Kane, Head , SRL diagnostics, Mumbai, Dr. Bharat Rekhi, TMH, Mumbai, Dr. Leena Naik professor and head of dept of Pathology, LTMMC Mumbai, Dr. M.M. Kamal, Professor Pathology, GMC Nagpur, Dr. R. Ravi renowned consultant, Nagpur.

Dr. Shobha Grover Oration by Dr. Vinod Shidham, Wayne state University school, USA: Hands on workshop with slide viewing : 1) Cell Block technique by Dr. Vinod Shidham and 2) cervical cytology by Dr Jasvinder Bhatia from AFMC

Dr Venkateshwaranlyer, Professor at AIIMS, Delhi presented a wonderful slide seminar Enlightening talks covering pancreatobiliary cytology by Dr. Vikas Kavishwar, Addl Prof. TNMC Mumbai, Renal cytology by Dr. Shyama Jain, Professor at Maulana Azad MC, New Delhi and new techniques like liquid biopsy by Dr. Radhika Pagey, Consultant at National cancer institute, Nagpur . A session on look alikes in cytology was presented by Dr Shubhada Kane, Dr Sneha Hingway and Dr Chitra Madiwale Oral Paper & posters by PGs and also an exciting quiz for PG students conducted by Dr. Nisha Meshram.

2) Webinar on "Grey Zone in Cervical Cytology and Colposcopy" on 21st October 2020 hosted by ACM in association with BD.

3) MACyCON 2021 : 6th and 7th February 2021 - 4th Annual Conference of ACM - on line - organised by TNMC and Nair Hospital, Mumbai .Keynote address by Dr. Radhika Srinivasan, Professor and Head, Department of Cytology & Gynecological Pathology, PGIMER, Chandigarh and Secretary IAC on the topic: Best practices in cytology-MAM is a way to go!. Dr. Shobha Grover Oration was delivered by Dr. Nirag Jhala, Director of Anatomic Pathology and Cytology at Temple University Hospital, USA on the topic: Cytologic atypia: How to minimize indeterminate diagnosis on Pancreatic FNA). A digital workshop on LBC slides of Cervical Pap smears, conducted by Dr. M. Kamal. Multidisciplinary panel discussion on thyroid disorders by Dr Ravi with Dr P. Vartakavi, Dr. Manisha J, Dr. Vikas Kavishwar and Dr. Sangeeta KiniPG quiz, conducted by Dr. Rasika GadkariExcellent scientific talks by the eminent speakers, Dr. Roshan Chinoy (Breast lump-A to D via B to C), Dr. Asha Shenoy (Squash cytology of CNS- Its role today), Dr. Kusum Jashnani (Endometrial cytology- Adequately ripened to shed light on endometrial cancer-...!), Dr. Shubada V. Kane (Cracking the nut of unknown primary malignancy by fine needle- A fruitful experience), Dr. Leena Naik(Resolving dilemmas in cytology of effusion), Dr. Bharat Rekhi (Potpourri of interesting soft tissue lesions, reflecting the role and scope of cytology-How much far we have come!), and by Mr. Saleem Pathuthara. Slide seminar of interesting and unusual cases conducted by Dr. Kanchan Kothari and Dr. Mona Agnihotri. About 100 scientific papers and posters from all over the country and more than 500 delegates from Maharashtra; rest of India, and even abroad.

4) ACM lecture series in August 2021 (13th, 20th, 27th) - on line - organised by KEM Hospital, Mumbai13th August : Dr. Mufaddal Moonim, Charing Cross Hospital, London - Topic : Lymph node FNA20th August : Dr. Savitri Krishnamurthy , MD Anderson Cancer center , USA. Topic : Slide seminar - Cytology challenge27th August : Dr.Roshan Chinoy, Senior consultant Pathologist, PAKH , Mumbai. Topic: Head and Neck cytology.

5) Webinar on Liquid Based Cytology " Widening The Horizons" on 19th March 2022 - organised by Dr. Vasantrao Pawar Medical College, Hospital & Research Centre, Nashik in association with ACM and BD India Dr. Radhika Srinivasan : Professor and Head, Department of Cytology & Gynecological Pathology, PGIMER, Chandigarh : Topic - Pros and Cons of LBC of FNA thyroid Dr. Vikas Kavishwar : Professor (Addl) in Pathology, TNMC & Nair Hospital, Mumbai : Topic - LBC of Urine Dr.Kanika Jha : Consultant Pathologist, Gandhi Hospital, Chandrapur : Topic - LBC of serous effusions Dr. Darshan Rana : Deputy Engineer, BD India Topic - LBC principles and techniques

NICPR-ECHO ONLINE CERTIFICATE COURSE ON CERVICAL CANCER SCREENING FOR PATHOLOGISTS

The Division of Cytopathology at ICMR-NICPR, Noida conducted an 'Online certificate course on cervical cancer screening for the pathologists' through ECHO platform and under the aegis of 'Indian Academy of Cytologists', the national professional body of the cytologists. The course duration was spread over 18 sessions from 23rd February to 29th April 2022 with twice a week session of 1.5 hours each. The project ECHO is a collaborative medical education program using "Hub and Spoke" model which aims to link expert specialist teams at an academic hub with primary care clinicians in local communities, who are the spokes and receive mentoring and feedback from specialists. In our program, the Hub was the team of cytopathologists at ICMR-NICPR and spokes were the 42 participants enrolled in this course from all across India.

This comprehensive training course on cervical cancer screening covered a gamut of topics pertaining to cervical cancer – beginning from epidemiology and magnitude of the disease to screening strategies, with major focus on cytology-based screening. Detailed deliberations were held on the basic cytomorphologic features of a cervical smear – normal cells and their variations in inflammation, various infective organisms in a cervical smear and cervical intraepithelial lesions encompassing squamous as well as glandular lesions. The didactic deliberations were amply supplemented by interactive virtual slide sessions using whole slide imaging, giving the participants a feel of viewing a microscopic slide themselves. In addition, virtual live microscopy sessions shall be conducted to enhance the learning process. Sessions were also planned to briefly touch upon the other screening methodologies viz visual and HPV tests and to address the recent updates in HPV vaccination.

Case presentations by the participants were included in every session to enable them to discuss with experts the difficulties encountered by them during routine cervical smear screening. This approach intended to enhance their skills at recognizing the cytomorphological changes in various grades of cervical precancerous lesions and improve the cervical cancer screening services rendered by them in their respective geographical areas.

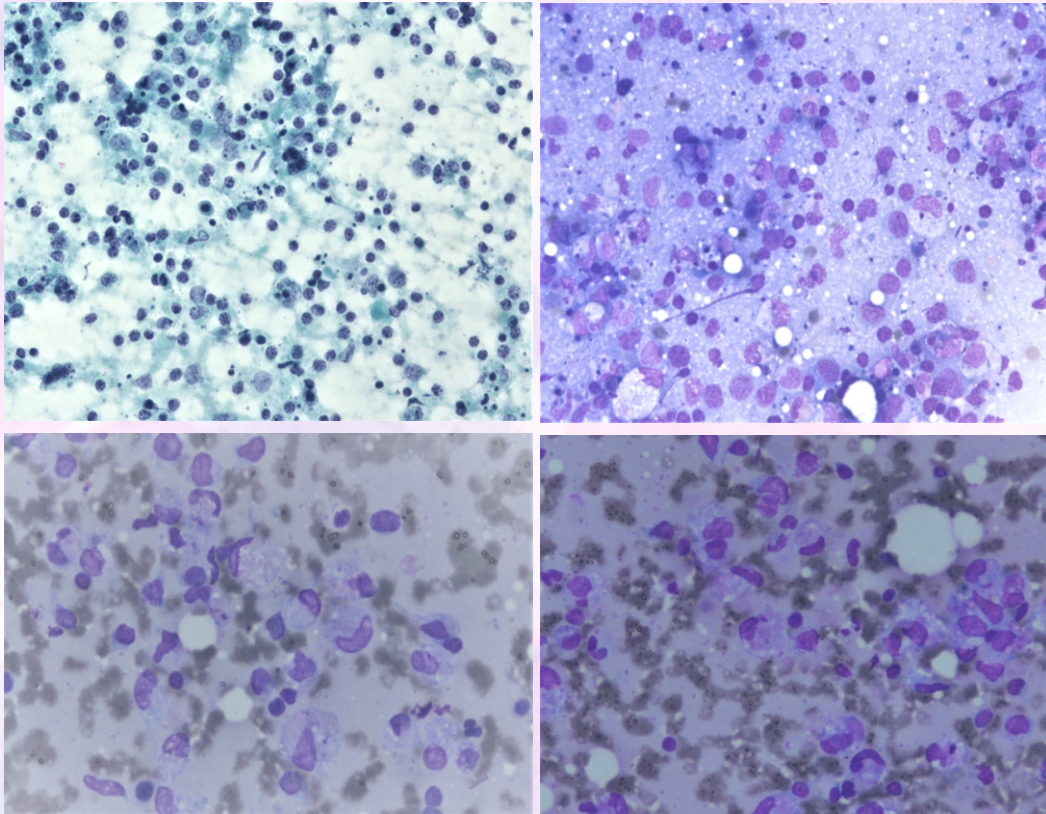
The impact evaluation plan for the training course included a comprehensive pre and post-course questionnaire-based assessment of the baseline knowledge and enhancement in the same after the course. In addition, a short questionnaire-based assessment was administered after each didactic session to evaluate the depth of understanding of each topic.

We expect that such courses shall impart and augment knowledge and skills in cytology-based cervical cancer screening among pathologists across the country, thereby assisting in capacity building in this very important field. This in turn would facilitate the implementation of effective screening program with an impact on reducing the burden of this scourge in our country and hopefully would provide a model to be replicated in other high burden countries.

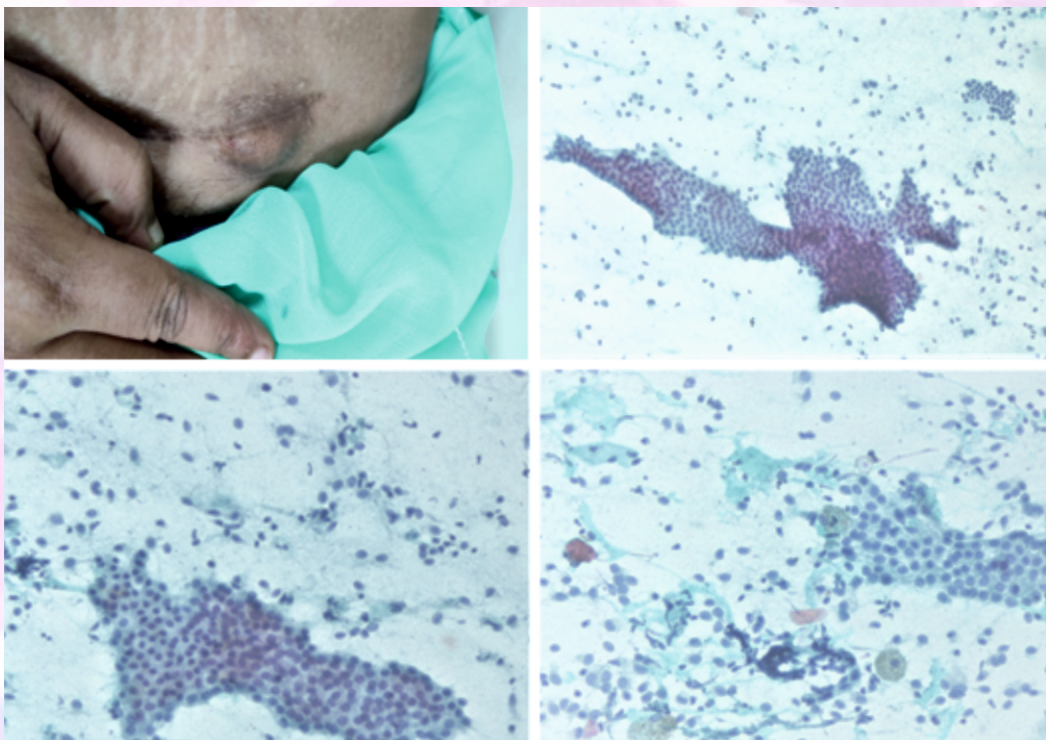


QUIZ

CASE 1: 28 YEAR OLD FEMALE WITH CERVICAL LYMPHADENOPATHY



CASE 2: 28 YEAR OLD FEMALE ; SPOTTER



Images submitted by - **Dr Debasis Gochhait**, Additional Professor, Dept of Pathology, JIPMER.
Answers will be published in the next volume of IAC newsletter

THE GROWING FAMILY OF IAC: NEW MEMBERS

Dr Poulomi Biswas
Dr. Jesty P. Tom
Dr Paromita Roy
Dr Pragya Verma
Dr. Rashmi Joshi
Dr. Krishti Chatterjee
Dr Gunjan Mangla
Dr. Ayan Santra
Dr. Preeti Bajaj
Dr Anjan Kumar Das
Dr. Nidhi Priya
Dr. Mou Das
Dr. Vidhu Mahajan
Dr. Anita Khanna
Dr Aniket Halder
Dr. Ritu Pakaj
Dr. Piyali Mitra

Dr Shweta
Dr. Anil Raina
Dr. Anindita Mondal
Dr. Poonam Chandra
Dr. Saumya Sahu
Dr. Abdul Wasim Nazir
Dr. Ashvini Sengupta
Dr. Manisha Sarkar
Dr. Sunita B. Patil
Dr Priya Dharmalingam
Dr. Lavleen Singh
Dr. Sampa Choudhury
Dr. Sudakshina Chanda
Dr. Pragya
Dr. Vaswati Das
Dr Sujata Raychoudhuri
Dr Dibyanshu Sekhar Mohapatra

FROM THE EDITOR'S DESK

Dear all,

As a branch of pathology, cytology has been progressing beyond leaps and bounds. Keeping pace with the tremendous advances in the field of molecular diagnosis and personalized medicine, cytology specimens have proved their merit not only in diagnosis but also in ancillary molecular testing.



The Indian Academy of Cytologists has been, over the years, the torchbearer of cytopathology practice in our country. Starting from formulating standard guidelines to standardized reporting protocols, the academy has contributed to patient care, good laboratory practices, and research.

Last year despite the dreaded pandemic sweeping across the country, the Delhi chapter of IAC hosted the Golden Jubilee CYTOCON 2020-21 on virtual mode with stupendous success under the able guidance of Prof Manjula Jain, Prof Venkat Iyer, and Prof Sandeep Mathur.

This year, CYTOCON 2022 will be hosted by North Bengal Medical College and West Bengal Cytology Society (IAC-West Bengal Chapter) in Siliguri, West Bengal from the 4th to the 7th of November, 2022. It will be an opportunity to meet, share and interact with the renowned cytopathologists of India and abroad. Moreover, meeting our friends and colleagues physically after a long hiatus while enjoying the trips to the breathtaking mountains or nearby serene forests, will be an added attraction.

I request you to kindly send your academic activities, the webinars, the workshops, the CMEs, conferences, conference-related news, quizzes, and case snippets to my email: drinch@rediffmail.com and help me make this newsletter informative and vibrant.

I sincerely thank the honorable President Dr. Dev Prasoon Sir, honorable Secretary Dr. Radhika Srinivasan Madam, my predecessor Dr. Sandeep Mathur Sir, and the entire executive committee for having faith in me.

Long live IAC
See you in Siliguri

Dr Indranil Chakrabarti

Additional Professor

AIIMS, Kalyani

+91-9433187448

drinch@rediffmail.com

drindranilpath@gmail.com





*Thank
you* for your time

Please send your feedback to drinch@rediffmail.com