



# I.A.C. NEWS BULLETIN

AN OFFICIAL NEWS BULLETIN OF INDIAN ACADEMY OF CYTOLOGISTS

No. 1

March-April 2012

## OFFICE BEARERS OF THE ACADEMY

### **President**

Dr. Ravi Mehrotra, Allahabad

### **President Elect**

Dr. Suresh Bhambani, Noida

### **Secretary**

Dr. Meharbano M Kamal, Nagpur

### **Treasurer**

Dr. Manju Kaushal, New Delhi

### **Editor Journal of Cytology**

Col VS Nijhawan, New Delhi

### **Editor Newsletter**

Dr. Naresh N Rai, Kota

### **Executive Council Members**

Dr Rajeev Saxena, Kota

Dr. Nalini Gupta, Chandigarh

Dr. Anshu, Wardha

Dr. Reeni Malik, Bhopal

Dr. Rashmi Nichlani, Bhopal

Dr. Dev Prasoorn, Munger

### **Chairperson, EQA**

Dr. Radhika Srinivas, Chandigarh

### **Webmaster**

Col VS Nijhawan, New Delhi

### **Chairperson, Accreditation and Examination Committee of IAC**

Dr. Arvind Rajwanshi, Chandigarh



## *President's Message*

Seasons' Greetings to all of you. I thank all the members of IAC for electing me the President of IAC for the year 2012. I hope to fulfil your hopes and expectations in to the best of my ability.

The field of Cytology is expanding rapidly and making its presence felt in guiding the clinicians both in the management and follow up of patients. Our Academy has been growing with leaps and bounds and the membership is increasing every year. Let us aim to take Cytology to parts of India where this field has not developed. I appeal to the members to participate in the IAC activities, organize Conferences, Seminars, Updates and Workshops in greater numbers in different parts of the country. The main problems facing us are of course scarcity of trained manpower, lack of clear cut policies for cancer screening and allocation of resources. The advent of liquid based cytology in cervical screening along with concomitant/subsequent HPV testing has started a new area of research. Similarly, application of molecular biology techniques to cytological diagnosis of malignancies in addition to ploidy/image analytics is coming up as a challenging field. This requires huge investments, not only in equipment, consumables, but also in manpower. We must also network with the cytologists of other countries.

This year, the 42nd Annual National Conference of the IAC (CYTOCON 2012) will be held at Bhubaneswar, Orissa and the dynamic Dr. Niranjan Raut is the Organizing Secretary. We do hope that a large number of IAC members will attend this important event. The local chapters of IAC are functioning in different states of India and I appeal for more states to start these units, benefitting those members and postgraduates who may not be in a position to travel to national meetings. This will help in further strengthening the academic activities in Cytology around the nation. I wish all the members of the IAC the very best in their professional endeavours and invite suggestions how to make our academy more vibrant.

**Dr. Ravi Mehrotra**

MD, Ph.D, FRCPATH

Professor of Pathology

Moti Lal Nehru Medical College

16/2, Lowther Road Allahabad, 211002 India



Editorial...



This one appeared in Space and Time Magazine #100, illustrating Mary San Giovanni's story, "The Eleventh Hour Syndrome".

## THE 11th HOUR SYNDROME

Getting up late in the morning & rushing to Medical College on Bicycle for morning classes- I would prioritize the essential tasks as Tea>Toilet-Bath>Shave>Milk>Breakfast depending on time available. Very rarely I would do all. My Professor in Pathology named me "the 11th Hour man" as I would finish the task hurriedly just before the deadline. In fact I got married also in the 11th hour of my extended adolescence i.e, at the age of 31 year.

In Saudi Arab, my Hospital Director once told me : It is better to catch a problem before it becomes too large- underlining the importance of decision making in administration. On my procrastinating the sending of work/series for publication, my Professor told me- "justice delayed is justice denied". I realized it when the work I intended to publish in 1995- got published in Acta Cytologica by another writer 10 years later. Through out my personal, domestic, creative & professional life I would struggle to meet the deadlines.

Multi-tasking syndrome & 11th hour syndrome are probably linked. A multi-tasker has several deadlines to meet & these deadlines are met preference wise in each one's 11th hour after an all night jam-session. That is what I am doing just now at 12 midnight, writing this Editorial in the end. Procrastination manifests itself within every aspect of our life. We wait until the last minute to do festival shopping. We put off seeing the dentist, depositing Electricity bill or LIC premium or filing our taxes. I'll start tomorrow. I'll take the time to learn a foreign language, to learn how to play an instrument, to practice this song on Karaoke. There's a growing list of books I will read one day, piles of Movies I will watch someday, Concepts I will bring on earth, ideas I will implement. I would start doing regular work up before my 3 coronaries are blocked, insulin resistance develops, belly grows further & Knees become osteoarthritic. The un-accomplished tasks..., the un-fulfilled passions...!

Cancer awareness can least do one thing. It would stop the sufferers to procrastinate medical consultation. Most of rural & some urban people report when Cancer is already metastasized widely. They would stop smoking when Small Cell Carcinoma is already in Liver. The 11th hour syndrome is dangerous in Medicine too.

Let us not reverse what Saint Kabir says :

काल करे सो आज कर आज करे सो अब  
पल में परलय होगी वहरी करोगे कब

**Editorial Office:**

**Dr. Naresh N. Rai**

**Professor & Head, Department of Pathology  
Govt. Medical College, KOTA**

I/3, Medical College Campus, Rangbari Road, Kota

Tel. (R): 0744-2471170, (M)- 094141-86970

Email: drnareshrai@yahoo.co.uk

## Secretary's Message



Dear members,

The 41<sup>st</sup> Conference of IAC held at Dharwad will be remembered for years to come. The ambience was so conducive to learning and teaching, the hospitality was smooth and impressive and the hands on workshop on 'Cell Block Technique' was like an icing on the cake. We returned home with full academic satisfaction and those who opted for sight seeing were equally delighted. Thanks to Dr. U. S. Dinesh and his efficient and flawless team for setting high standards of organizing a National Conference.

The return of stalwarts, one as a soul and the other as a whole & sole cytologist, amongst academy members was another milestone of this conference. The first **Dr. Subhask Kumari Gupta memorial lecture** was 'the' sentimental moment of the conference. The crisp talk full of precision by Dr. Kusum Verma marked a niche for both, those who have thrived for cytology and those who will continue to do so even under the threat of microbiopsies .

We pathologists as cytologists have a vital role in helping out in diagnosing the disease, through accuracy and authenticity of investigations, further which provides the greatest guide for the clinicians for the treatment. Other scientific bodies may approve or disapprove of new developments in our field. But we as researchers need to innovate on every new discovery or invention in our subject. This will help us all to build scientific temper in our respective zones and go to higher levels of self development. Friends the only way you can learn more is to teach more. So start preparing from today for a teaching session through your research presentations at the forth coming conference at Bhubhaneshwar.

I also request members to send me, round the year, details of any academic activities that they hold in their respective regions so that we can publish them in our news letter. I wish you all a year full of learning and research activities.

**Dr. Meherbano Mustafa Kamal. MD. PhD.**

Associate Professor,

Hon. Secretary, Indian Academy of Cytologists,

Department of Pathology,

Government Medical Collage,

Nagpur, 4400 22( Maharashtra) India.

Mo:09850489754, 0712-2226952



# Acknowledgment

The Executive body and the members of the IAC are extremely thankful for the generous contribution of an amount of Rs. 50,000 / - donated by 'The Organising Committee of Kolkata Conference - Cytocon-2010' to the corpus fund of IAC. It is the second highest amount donated till date and the organizers of this conference chiefly Dr. Rajat Mukherjee and Dr. Asitava Mondal will always be revered for this handsome contribution.



## IAC Election 2012

Nominations on plain typed sheets are invited in the format given below for the following posts with Bio data, and sent to the **Secretary IAC. Electronic submissions are not accepted.**

**President Elect** : 1 post (One year tenure - 2013)

**Honorary Secretary** : 1 Post (Three years Tenure 2013-15)

**Editor News Letter** : 1 Post (Three years Tenure 2013-15)

**Executive Committee Member**: 1 posts (Three years Tenure 2013-15)

### ELIGIBILITY CRITERIA:

**President Elect**: i) Should be an active member of IAC for 10 years with no dues. ii) Served as an executive member for at least one term of 3 years.

iii) Should have attended three/ more GBM in the last 5 years.

### Secretary & Editor IAC Bulletin

i) Should be an active member of IAC with no dues for five years.

ii) Served in the executive committee for at least one term.

iii) Attended three or more general body meetings in the last five years.

### Executive Committee Members

i) Should be an active member of IAC for 5 years with no dues.

ii) Should have attended three or more GBM in the last 5 years.

### TIME TABLE FOR IAC ELECTION

Receipt of nominations : 15. 7.12

Information to contestants for the same post by / before : 31. 7.12

Withdrawal of nomination : 14. 8.12

Dispatch of ballot papers on / before : 1. 9. 12

Return of ballot papers by : 15.10.12

Scrutiny and counting : 20.10.12

### Declaration of results:

At the time of Executive Meeting & GB Meeting during 42nd Annual Conference of IAC at Bhubaneswar - 2012 (30th November & 1st December 2012)

## NOMINATIONS FOR ELECTION OF I.A.C. OFFICE BEARERS

**Bio-data of candidate:** It should be under the following headings:

1. Name of the candidate :
2. Duration & type of membership :
3. Contribution to IAC :
4. Contribution in the field of Cytology :
5. Address for Correspondence (off & res):
6. Telephone No : Off. Res. Fax.
7. Email address
8. Number of GBM of IAC attended in past 5 years:

**Date :** **Signature of Candidate**

### Format of Nomination Paper

I propose the name of Dr.....,

IAC membership No.....

for the post .....of IAC executive body

**Name, Signature of the Proposer**.....

IAC membership No.....

I, Dr.....second the above proposal

**Name, Signature of the Seconder**.....

IAC membership No.....

I, Dr.....accept the above proposal

**Name, Signature of the Candidate**.....

IAC membership No.....

### Important:

- i) No nominations without signatures will be accepted.
- ii) All nominations received electronically will be rejected.
- iii) One Person can file nomination for one post only.

## FORTHCOMING EVENTS :

### CYTOPATH 2012 - SINGAPORE

Cytopathology Workshop organized by the Deptt. of Pathology, Yong Loo Lin School of Medicine, National University of Singapore (NUS) National University Hospital (NUH), National University Health System (NUHS) 8th to 10th June 2012, in

Auditorium & Seminar Room NUHS Tower Block, Level 1 1E Kent Ridge Road, Singapore 119228

Guest Speaker - Ritu Nayar, MD.; Professor of Pathology Director, Cytopathology, Northwestern University, Chicago, USA Co-editor: The Bethesda System for Reporting Cervical Cytopathology & Contributor: The Bethesda System for Reporting Thyroid Cytopathology

Contact : Puja Sakhuja, Professor, Pathology; Govind Ballabh Pant Hospital, Maulana Azad Medical College, New Delhi-110002

### INTERNATIONAL CME IN PATHOLOGY HISTOPATHOLOGY AND CYTOPATHOLOGY

Organised by : Indian Academy of Cytologists, EFCS (European Federation of Cytology Societies) and IAC (International Academy of Cytology); 7th, 8th and 9th February 2013 in Goa Med. College. Contact :Dr. RGW Pinto; Professor and Head, Pathology Department Goa MEDICAL College, Bambolim, Goa.

Faculty includes Dr. Carlos Bedrossian (U.S.A), Dr. Syed Ali (U.S.A), Dr. L. Bonito (Italy), Dr. Bernard Majak (Norway), Dr. Anil Amin (Norway) & Dr. N.A. Jambhekar (India). Topics to be covered are Mesothelioma, Lung Cancer (Small Cyto Histological Samples), GIST, FNAC of Thyroid, FNAC of Pancreas, FNAC of Salivary glands, Breast Cytopathology, Gynec Cytology, Urinary Pathology, Ascites, Pleural Fluid, Skin Scrapping's, Bone Tumors. A Free Oral Papers & Posters session will also be held.

### "INDO-US INTERNATIONAL CME IN HISTOPATHOLOGY, CYTOLOGY, HEMATOLOGY AND MOLECULAR PATHOLOGY"

1-3 February, 2013; Department of Pathology, JIPMER, Puducherry. Organising secretary: Dr. Surendra Kumar Verma, Head of pathology ; E-mail: [intcme2013@gmail.com](mailto:intcme2013@gmail.com)

### INTERNATIONAL CME ON CYTOPATHOLOGY & HISTOPATHOLOGY

Organized by the Department of Pathology, Chittagong Medical College, & Bangladesh Academy of Pathology, Bangladesh; on 20, 21 October 2012.

Faculty includes Dr. R. G. W. Pinto, Dr. Asitava Mondal & Dr. K.K. Prasad (India); Dr. Shahid Parvez (Pakistan); Dr. Tarek AL Naser & Dr. Mohammad Kamal (Bangladesh). Topics to be covered are CT guided FNAC of Mediastinal Masses, Testicular Tumors, Mesenchymal Growth, CNS Tumors, G.I.T. Path, I.H.C. workshop, Predictive Histopathology, Congenital anomalies in newborn Eosinophilic Oesophagitis. Quiz & Free Paper Session will also be organized.

**Contact:** Dr. Mohammad Zillur Rahman Assoc Prof of Pathology & Head Department of Pathology. Chittagong Medical College. **E-Mail:** [drzillur@gmail.com](mailto:drzillur@gmail.com)



### 24th ANNUAL ADVANCES IN CYTOLOGY

June 10 - 14, 2012, at the The Fairmont Copley Plaza, Boston

**Course Directors:** Edmund S. Cibas, MD and Jeffrey F. Krane, MD, PhD of the Brigham and Women's Hospital, Department of Pathology.

**REGISTRATION INFORMATION:** Registration by credit card (VISA or MasterCard) can be made at: [www.cme.hms.harvard.edu/courses/cytology](http://www.cme.hms.harvard.edu/courses/cytology)

Registration by check (draft on a United States bank), please make payable to Harvard Medical School and mail with registration form to **Harvard Medical School-Department of Continuing Education, P.O. Box 825, Boston, MA 02117-0825. INQUIRIES:** By phone 617-384-8600, Monday-Friday, 10 AM to 4 PM (EST) or by email at: [hms-cme@hms.harvard.edu](mailto:hms-cme@hms.harvard.edu).

**ONLINE INFORMATION:** To register or view course information online, visit: [www.cme.hms.harvard.edu/courses/cytology](http://www.cme.hms.harvard.edu/courses/cytology).

### HISTOPATHOLOGY & CYTOLOGY COMPREHENSIVE WORKSHOP

**DATE: 30- 31 March 2012**

**VENUE: Allama Iqbal Medical College Lahore & Shaukat Khanum Cancer Hospital and Research Center Lahore.**

# Report of



The 41<sup>st</sup> Annual Conference of Indian Academy of Cytologists was conducted by the Dept of Pathology, SDM College of Medical Sciences & Hospital, Dharwad(Karnataka) from 10<sup>th</sup> November 2011 to 13th November 2011. Dr Colonel U S Dinesh was the Organising Secretary. The total delegates attending the Conference were 450.

On first day 10 Nov 2011 CME " Demystifying Gray Zones in FNAC " was moderated by Prof. S. V. Kane, TMH Mumbai with the various topics as follows:

The Spectrum of the "Gray Zone" in Breast Cytology by Dr M. M. Kamal, GMC, Nagpur. Common Gray Zones in the FNAC of the Thyroid by Prof. S. V. Kane, TMH Mumbai, FNAC of Retroperitoneal Masses by Prof. Jose Schalper, Chile, Vice president IAC, FNAC of the Liver Lesions: Spectrum and Problems by Dr Mukta Ramadwar, TMH, Mumbai.

This was followed in the afternoon by an interesting slide seminar on various lesions by Prof. Lakshmi Rao, KMC, Manipal, Prof. Leena P. Naik, Seth GSMC, Mumbai, Dr. Kusum Jashnani, BHL Nair CH Hospital Mumbai and Dr. Col. Reena Bharadwaj, Delhi

This was followed by the CYTOCON 2011 CONFERENCE INAUGURATION by none other than Dr N. Chaturvedi, one of our own past Presidents Before the inauguration the Office bearers and the Chief Guest were led to the stage in a traditional way with pomp and gaiety. The Scientific Exhibition was also inaugurated and later there was a wonderful entertainment of traditional Bharathanatyam and skits and songs followed by the Inaugural Dinner.

11th Nov 2011-Day 1 Conference started with P. N. Wahi Oration by Dr. R. F. Chinoy, Mumbai. The IAC Academy Oration on Intraoperative Cytology was delivered by Dr. Jose Schalper, Chile, Vice President IAC. Dr. N. Jayaram delivered a Guest Lecture on Quality Improvement in Cytopathology.

The Award Paper Sessions for both the Nalini Bai Thakkar Award and the Jwala Devi Award were held in the morning.

The IAC General Body Meeting was followed by Fun and Frolic filled Banquet held on the serene lawns of the Cotton County Club, Hubli

On 12th Nov 2011-Day 2 Conference started with the much awaited Earnest Fernandes Award (Slide Seminar Session) by Dr. Aruna K. Prayaga, NIMS, Hyderabad . It was very interesting and evinced lot of discussions. This was followed by the first Dr. Subhas Kumari Gupta Memorial Lecture delivered by Dr Kusum Verma, Sir Ganga Ram Hospital New Delhi titled "FNAC-A journey from palpable lumps to endoscopic guided procedures".

This was followed by Symposium on "How can we train our cytopathologists better?" Moderated by Dr Anshu, MGIMS, Sevagram With the various topics as "Training in

cytopathology: The international perspective" by Dr. Jose Schalper, "Training in cytopathology: The Indian scenario" by Dr. Anshu. MGIMS, Sevagram, "Best practices in cytopathology training" by Dr. Arvind Rajwanshi. PGIMER, Chandigarh and "The transition from resident to practitioner: Gaps in cytopathology training" by Dr. Sanjay A. Pai. Columbia Asia Hospital, B'lore. The discussions were than aptly summed up by the moderator Dr. Anshu.

A pre lunch talk on " Advantages of Liquid Based Cytology" was by Dr P.S. Vignesh of Hologic who were the main sponsors of the conference.

Dr Radhika S. PGIMER, Chandigarh presented the EQA Program. The afternoon sessions had Guest Lecture: Urinary Cytology A practical approach" by Dr. Bryan Knight, Australia followed By another Guest Lecture: FNAC of Soft tissue lesions by Dr. Henryk A Domanski, Sweden.

During the Conference a total of 32 Free Papers and 132 posters were put up. The valedictory function was held in the evening when the prizes were presented to the various winners. Dr Manjula Jain handed over the charge of President to Dr Ravi Mehrotra of Allahabad

On 13 November 2011 there were two parallel workshops. The first was the Workshop on Cell Block in Diagnostic Cytology Moderated Prof. Col U S Dinesh, SDMCMSH, Dharwad.

Prof. U.S Dinesh. SDMCMS&H Dharwad introduced the Symposium & also gave concluding remarks. Other Speakers were: Prof. Bryan Knight, Australia; Prof. Hilda Fernandes, FMMC, Mangalore, Dr. Henryk Domanski. Sweden, Prof. Arvind Rajwanshi. PGIMER, Chandigarh & Prof. Venkateswaran K. Iyer. AIIMS, New Delhi

The other Workshop was on Cervical Cytology moderated by Prof. Lakshmi Rao, KMC Manipal University.

Other speakers were: Prof. Lakshmi Rao, KMC Manipal, Dr. Padmaja Kulkarni, SDMCMSH, Dharwad, Prof. Manna Valiathan, KMC, Manipal, Prof. Lakshmi Rao, KMC, Manipal, Prof. Jayasree, RCC Trivandrum & Prof. Chatura K R, JJMMC, Davangere. Concluding remarks was given by Prof. Lakshmi Rao. Both the workshops were followed by a Post Lunch Slide viewing sessions.

A Demonstration of Thin Prep 2000 processor by Dr. Parag Ratnakar from Hologic Inc was also held.

Dr. Meherbano Mustafa Kamal  
Dr. (Colonel) U.S. Dinesh





Rangoli



IAC President Dr. Manjula Jain Inaugurating the Workshops



Inauguration of Cytocon2011



Release of Souvenir



Academy Oration Award to Prof Jose Scalper of Chile.



Cell Block Workshop Faculty



# YTOCON 2011 DHARWAD



Entertainment



Banquet



With Veterans of IAC



Generation X Enjoying Banquet



Dr. Patil & Dr. Rai Moderating Award Papers



SDM College of Medical Sciences & Hospital, Dharwad



# CYTOCON 2012

The 42nd Annual Conference of Indian Academy of Cytologist



## SCIENTIFIC PROGRAMME

Venue : KIMS, KIIT Campus, Bhubaneswar 30th Nov. - 3rd Dec. 2012

DATE	PROGRAMME
<b>30th November 2012, Friday (09.00 am - 05.00 pm)</b>	CME on Pediatric Solid Tumours Moderator : Dr. Naresh N. Rai, Kota Inauguration of CYTOCON 2012 (05.30 pm)
<b>1st December 2012, Saturday (09.00 am to 05.00 pm)</b>	P.N. Wahi Oration: Dr. Manjula Jain, Delhi IAC Academy Oration Nalini Bai Thakkar award paper Jwala Devi award paper presentations Guest Lecture Free paper and poster presentations General Body Meeting (05.00 pm)
<b>2nd December 2012, Sunday (09.00 am - 05.00 pm)</b>	Ernest Fernandes Slide Seminar: Dr. U.S. Dinesh, Dharwad Dr. Subhas Gupta Memorial Lecture Symposium "Hepatobiliary Pancreatic Lesions" Moderator: Dr. Archana Deshpande, Nagpur EQA Programme: Dr. S. Radhika, Chandigarh Guest Lecture Free paper and poster presentations Valedictory Function (05.00 pm)
<b>3rd December 2012, Monday (08.00 pm - 04.00 pm)</b>	<b>Workshop</b> (Two Parallel Sessions) Urine Cytology Dr. Niranjana Rout, Cuttack. Cervical Cytology Dr. Subhada Kane, TMH, Mumbai

Organized by  
**ODISHA CHAPTER OF IAC**

**Prof. N.C. Parija**

Organising Chairperson

**Prof. Niranjana Rout**

Organising Secretary

**Prof. (Mrs) Urmila Senapati**

Jt. Organising Secretary

### REGISTRATION DETAILS:

#### CONFERENCE DELEGATE REGISTRATION FEES

	Upto 31st July.	Upto 30th Sept.	Upto spot
Delegates			
IAC Members	3000/-	3500/-	4000/-
Non-IAC Members	3250/-	3750/-	4250/-
P.G. students	2500/-	2500/-	3000/-
Associate	1500/-	1500/-	2000/-
Overseas	\$ 200	\$ 300	\$ 400
CME/Workshop Registration fee (each) - Rs.500.00			



## TRIBUTARIES : News from around

Activities in different regions as per the input received by members

### ANDHRA PRADESH

Dr. Asitava Mondal delivered a lecture on "INTERACTIVE DIAGNOSTIC SLIDE SEMINAR "AND HIGHLIGHTED ON "UNUSUAL TUMOURS OF PROSTATE" in AP Chapter of IAPM held at Nellore in October, 2011.

### ASSAM

Dr. Asitava Mondal delivered a lecture on "UTILITY OF CELL BLOCK IN BONE TUMOURS" and discussed GLASS SLIDES OF FNAC in Silchar Medical College in December, 2011.

### GOA

An International CME in Pathology (Histopathology and Cytopathology) was organized by the Indian Academy of Cytologists, EFCS & International Academy of Cytology in Goa Medical College on 2, 3, 4, February 2012. The Faculty were Dr. Jerzy Klijanienko (France), Dr. Roberto Dina (U.K), Dr. R. Palitha (Srilanka), Dr. L. P. Kok (Netherlands), Dr. M. Boon (Netherlands), Dr. Binnur Onal (Turkey), Dr. Helen Fernandes (U.S.A), Dr. A. Malik (Australia), Dr. N.A. Jambhekar (India), Dr. Nalini Gupta (India), and Dr. Suresh Bhambhani (India). The CME was chaired and coordinated by Dr. R.G. Wiseman Pinto, Delegates from all over India, U.S.A, Canada, Australia, New-Zealand attended. Different Topics were covered. 88 Research Papers (Oral Papers and Posters) were presented. Goa Medical Council gave 10 CME Credit hours for the CME.

Dr. R.G. Wiseman Pinto has also conducted CMEs on Wilms Tumor, Hepatocellular Carcinoma, Medullary Carcinoma of Breast & Congenital PNET. A CME on Cardiac Pathology was also conducted by Dr. P. Vaideeswar (Mumbai).



**Dr. R.G.W Pinto** was invited to chair the workshop along with Dr. Colleen Wright from South Africa on Infectious Diseases at the 36<sup>th</sup> European Congress of Cytology at Istanbul, Turkey on 22<sup>nd</sup> September 2011. Dr. Pinto was also invited for a CME on Cancer Prevention on 27<sup>th</sup> September 2011 at Piraeus, Athens, Greece & he represented India at the EFCS (European Federation of Cytology Societies) Meeting.



## RAJASTHAN

Dr. Atul Gupta Prof. of Pathology S.N. Medical College, Agra, Presented a lecture on FNAC of .Lymphnodes in Govt. Medical College, Kota on 21st March, 2012.

## WEST BENGAL

West Bengal Chapter of Indian Academy of Cytologists held a CME and Two Orations on 17th March.2012 at Medical College and Hospital , Kolkata on Carcinoma Cervix.

Brig Dr. Manoj Mohan Ray Memorial Oration was delivered by Prof. Venkateswaran K. Iyer from AIIMS, New Delhi.

Major General Dr. R G Chatterji Memorial Oration was delivered by Prof (Dr.) Urmi Chatterji from Ballygunge Science College, Calcutta University

The Scientific Program was coordinated by Dr.S.K. Sinha, Dr.Palash Kumar Mandal and Dr.Asitava Mondal.

Prof Sabitri Sanyal and Dr.Padma Lahiri were felicitated by WB Chapter of IAC for their immense contribution to development of Cytology in West Bengal. The CME was well attended.



# MINUTES OF GENERAL BODY MEETING

**At 41<sup>st</sup> Annual IAC -11<sup>th</sup> November Kalaskshetra, 6 pm,  
S.D.M. Institute of Medical Sciences & Hospital, Dharwad.**



## 1. Agenda No. 1:

Dr. Sushila K gave a presentation about Late Dr. Bhaskar Reddy Sir . She highlighted his achievements, awards & his qualities . Dr. Manjula Jain President of IAC also gave opening remarks & Obituary message for Dr. Bhaskar Reddy. One minute silence was observed .

## 2. Agenda No. 2:

**Minutes of last Executive Committee meeting and GBM** held at Kolkata were approved as there was no objection on any of the matters . However quite a few members reported that they did not receive the hard copy of minutes of last GBM. The Hon. Secr. made it clear that she had posted to all the members according to the latest list of members shared by Dr. Nijhawan, the editor of Journal of Cytology. Secondly, it was discussed that the Hon. Secr. should circulate a hard

copy of the **agenda of GB meeting** to all the members and also put it in the News letter . However all agreed that at the most agenda and minutes of GBM can be posted on the e-newsletter -hard copy will incur lot of postage . **Proposed by Dr. Manjula Jain & seconded by Dr. Anshu.**

## 3. Agenda No. 3:

**Report of Honorary Secretary:** Dr. Kamal read the Secretary Report and informed that the total membership of IAC is 1306 with 90 life associate members. She expressed & hoped that the enthusiasm of every member is not limited to attending and presenting scientific work in IAC and wished them to transform to a member with irresistible incentive to contribute to the overall growth of the academy. Few Members suggested that as the total membership of IAC has increased, the ratio of members to executive committee members should also change. In that case should we be adding one or two posts of executive committee member. The GB however supported the opinion of executive Council that at present there is no need for expanding the EC. **The report was approved and proposed by Dr. Jayaram and seconded by Dr Radhika.**

## 4. Agenda No. 4:

**Report of Treasurer :** Dr. Sudha A. had sent a letter stating that due to personal reasons & unavoidable circumstances in family she will not be able to attend the EC & GB meeting & present her report. However she had sent all necessary details in the Treasurer's report. Dr. Kamal read her report & the Auditor's report dated 12.8.11 was approved by the GB. Procedure to acquire PAN No. will be done by the new incoming Treasurer Dr. Manju Kaushal. This will help to reduce the TDS from 20 % to 10 % . If need be, it will be stated that the HQ of IAC is at Delhi. The original certificate of Society Registration needs to be traced . Dr. Kamal informed that she had looked for them in the files. There are true copies of the same but original was not present. GB suggested that before taking any step she may look for it all over again. The report of the auditor & the Treasurer were approved . **Proposed by Dr. Raghuveer & seconded by Dr. S. M. Mathur.**

## Agenda No. 5:

**Report of Chairman A& E Committee:** was presented by the Chairperson Dr. Arvind Rajwanshi. As decided by GB in the last meeting of 2010 at Kolkata, 6 laboratories have been deleted from the list of Accredited Laboratories , as they had not done the formalities necessary for renewal of Accreditation of their labs inspite of reminders. One fresh application was received requesting for Accreditation from Southern Railway HQ Hosp. , Dept of Pathology, Perambor, Chennai. However no request for inspection has been received after initial application .

5. Dr. Arvind Rajwanshi declared the results of Cytotechnician & Cytotechnologists Examination, which was held at Tata memorial Hosp, Mumbai & was conducted by Dr. Shubhada Kane, HOD Cytopathology Division. 5 candidates appeared in each category and 4 cleared in each of them. Mr. Jagruti Patel from Gujrat has scored 141 marks and stood first in the Cytotechnologist Exam & will be the recipient of the Sushil Malhotra Prize for the year 2011. Suvarna S Chavhan, scored highest marks in the exam for Cytotechnicians- for the year 201. Both would receive the certificate and cash prize in Cytocon 2012 at Bhubhaneshwar. **Proposed by Dr. Chaturvedi & seconded by Dr. Ravi Mehrotra.**



6. At this point Dr. Kamal requested that the Certificates and cash prize should be handed over in the same year. This is primarily convenient from administration point of view and also maintains the excitement & enthusiasm of the candidate. It was discussed and every one agreed that results are declared and need not be put up for '**consideration & approval**' of EC & GB. In either situation, **the 'Results' cannot be changed**. It was discussed that the Chairman of A & E Committee can communicate the results to the Secretary who will then inform the candidates and request them to come to the conference of that very year & as a 'special case' their request for late registration in case he/she wants to register will be accepted. It was decided that this amendment has to be made in the by laws and then implemented. In that case

the GB will authorize the Chairperson of A & E Committee to communicate the results in advance to the Hon. Secretary and disburse the prize to the candidates in the conference of IAC the same year of examination.

7. Dr. Kamal requested that the same procedure needs to be followed for handing over **certificate & cash prize to the recipient of 'IAC Fellowship'** for the sake of administrative convenience & avoidance of confusion of year of receiving the award and handing over of award. It was decided that for this matter also amendment will have to be made in the by laws. **Proposed by Dr. Jayram & seconded by Dr. Pinto.**
8. Venue for next examination for Cytotechnicians & Cytotechnologist - for the year 2012, it is the turn of Southern region & Dr. Rajwanshi would enquire regarding their willingness to conduct the exam or otherwise PGI Chandigarh & Govt. Medical Coll. Nagpur expressed their willingness to conduct the exam. Dr. Jayshree K agreed to conduct the examination for the Cytotechnicians & Cytotechnologists at Trivandarum in the year 2012.
9. Dr. Kamal put forth a proposal of increasing the 'IAC Fellowship' from one to four so that more candidates get the opportunity of getting trained in Cytopathology and they may apply for practical experience in accredited laboratories in and around their city or state. The GB agreed to the proposal of EC of increasing at least one more fellowship subject to approval by the treasurer after looking into availability of funds. There was no application for IAC Fellowship for the year 2011 and this would be carried forward for the yr 2012. So there will be 3 IAC Fellowships available in the yr 2012 and will be announced in the e-news letter March- April issue. **Proposed by Dr. Anshu & seconded by Dr. Rashmi Nichlani.**
10. **Agenda No. 6:**  
**Report of Editor, Journal of Cytology:** Report was approved and passed. An impact factor of .333 of the JOC for year 2010 seemed to be a healthy trend and the GB appreciated The Editor Dr. Vijay Nijhawan for his continuous efforts. An amount of Rs. 7,800 incurred by the journal was passed by the GB. **Proposed by Dr. Pranab Dey & seconded by Dr. Dev Prasoon.**
11. **Agenda No. 7:**  
**Report of Editor, News letter:** Report was presented by Dr. Naresh N. Rai. He requested that more members need to send inputs regarding cytology activities being conducted in their regions. He requested that the amount of Rs. 3,500 incurred on the last 2 issues of the news letter would be borne by him. The GB agreed to this and appreciated his gesture. **Proposed by Dr. Roshni Chinoy & seconded by Dr. Praveena Santwani.**
12. **Agenda No. 8:**  
**Report of Chairperson, EQA Committee:** Dr. Radhika appraised the GB regarding the activities of this committee and expressed that it was from last one year or two that this quality control program has streamlined and seems to be functioning smoothly. She found it difficult to send slides twice a year to all Labs who register for quality control program. The GB unanimously agreed to send slides once a year only. It was also proposed & discussed to work out some modification in the rules of Accreditation of Labs so that participation in EQA programme is made mandatory for the Accredited Labs. It was decided that Dr. Rajwanshi & Dr. Jayram will look at the existing rules pertaining to Accreditation of labs and formulate new rules keeping in view the current needs for approval by NABL also. These may be presented next year in GBM for ratification. **Proposed by Dr. Manju Kaushal & seconded by Dr. Jayshree K.**



13. **Agenda No. 9:**

**To declare the results of Election:** Nominations were invited for the posts of President Elect 2012 and for the post of Treasurer for 2012- 2014. The Honorary Secretary received two applications for the post of President Elect- Dr. Suresh Bhambani, Delhi and Dr. Satyanarayana from Karnataka. It was very generous of Dr. Satyanarayana to withdraw his application. So the President Elect for the yr 2012 will be Dr. Suresh Bhambani, ICPO Delhi. There was only one application for the post of treasurer from Dr Manju Kaushal, Ram Manohar Lohiya Hospital, Delhi, so she is elected unopposed for the post of Treasurer for the period of 2012 to 2014.

14. In the yr 2012 one post of Executive Committee member of Dr. Nalini Gupta of PGI Chandigarh will be vacant and announced in July 2012. At the same time Nominations will also be invited for the posts of Honorary Secretary 2013-2015, News letter Editor 2013 2015 & for President Elect for year 2013. **Proposed by Dr. Jayram & seconded by Dr. Radhika.**

15. The GB agreed that Dr. A. Rajwanshi may be allowed to continue as the Chairperson of A & E Committee for another term subject to approval by GB. Similarly Dr. Radhika to continue as the Chairperson of EQA Programme ,the reason being that the EQA programme is just at the stage of getting streamlined, subject to approval by GB. **Proposed by Dr. Rajeev Saxena & seconded by Dr. Anshu.**

16. **Agenda No. 10:**

**To Elect/Nominate Indian Editor of Acta Cytologica 2011- 13.** The committee comprising of Dr. Rajwanshi, the President & the honorary Secretary ( as ratified in the last GBM at Kolkata) framed / laid down the following criteria for this nomination. 1) The 'Indian Editor Acta Cytologica' should be a life member of IAC for at least 15 years. 2)Should have high academic achievements. 3) Must have experience in Cytopathology in a senior position for at least 15 years. 4) Must have good number of publications in Indexed Journals of which at least 3 should be as first author. Following are **optional criteria** 5) Must have been the Editor of Journal of Cytology or equivalent. 6) Member of the Editorial board of at least Journal of Cytology or equivalent and functioned as a reviewer for an indexed journal.7) Authored / Edited a book or contributed chapter in any of the books of Cytology / Pathology, published by standard publisher. Those desirous of becoming The 'Indian Editor Acta Cytologica' and fulfilling the above criteria can apply to the Honorary Secretary. The names will be put forth in the next EC & GBM for approval. Until then Dr. Rajwanshi be allowed to continue on this post. **Proposed by Dr. Naresh N. Rai and seconded by Dr. Rajwanshi.**

17. **Agenda No. 11:**

**Confirmation of venues for 3 subsequent conferences :** The venue for the IAC conference for the year 2012 is Bhubhaneshwar, for year 2013 is JIPMER, Pondicherry & for year 2014 is Kota, Rajasthan. There were on spot requests from Lucknow and Dehradun to hold IAC Conference in the years 2015 & 2016. They were requested to send formal letters to the Honorary Secretary. **Proposed by Dr. Satyanarayana and seconded by Dr. Siddharaju.**

18. **Agenda No. 12:**

**Confirmation of recipients of Dr. P. N. Wahi Oration:** Confirmation of recipients of P. N. Wahi Oration: 2012 is Dr.Manjula Jain, 2013 is Shyama Jain. 2014 is Dr. Satyanarayana. Names of Dr. Radhika & Dr. Monisha Chowdhary were also proposed. However the GB was of the opinion that only active members and members attending GBM regularly may be included in this list . **Proposed by Dr. Mukta Pai and seconded by Dr. Vijay Nijhawan.**

19. **Agenda No. 13:**

**Ernest Fernandes Award :** As per minutes of last GBM held at Kolkata Dr.Kamal was to present this Slide Seminar under the EF Award . However due to personal reasons she requested for an exchange of year with anyone willing for it. After



personal communication with Dr. A Sudha & Dr. U. Dinesh it was decided that the new sequence will be as follows: Year 2012 EF award will be for Dr. U. Dinesh, 2013 is Dr. Nijhawan , year 2014 is Dr. Kamal, 2015 Dr. Naresh N. Rai, 2016 Dr. A Sudha . Dr Ravi Mehrotra, Dr. P. Dey, Dr. Nichlani were enlisted for forthcoming years. It was again discussed and all GB members were of the opinion that minimum criteria for this award should be laid down and as of now the criteria are that the recipient of EF Award has to complete 3 yrs as Executive Committee member or equivalent post and should be attending

GBM regularly. **Proposed by Dr. Ketaki Shah and seconded by Dr. S. V. Kane.**

#### **Agenda No. 14:**

**To discuss topics of CME, Symposium and Workshop for the next conference at Bhubhaneshwar.**

A CME on “Paediatric Tumors” for year 2012 had already been approved by last GBM at Kolkata. This CME will be conducted by Dr. Naresh N. Rai.

The Honorary. Secretary . received application along with a detail plan from Dr. Meena Pangarkar , Associate Professor, GMC, Nagpur for “Pulmonary Cytology”. Another application along with a detail plan was sent by Dr. Rasika Gadkari, Associate Prof. GMC, Ambajogai on “Cytology of Non Neoplastic lesions of Head & Neck”. Dr Archana Deshpande, Associate Prof. IGMC, Nagpur also sent an application with plan for the topic “Cytology of Hepatobiliary & Pancreatic System”. The EC was of the opinion that the last topic has not been covered in the last many years and can be taken up for Symposium on day second of conference and this was ratified by the GBM.

Dr. Shubhada kane, HOD of Cytopathology Division , TATA memorial Hosp, Mumbai, proposed several topics for Workshop and had stressed on “Immunocytochemistry on FNAC & Cytology Smears in general”. However the EC felt the need of conducting a workshop on Gynec Cytology every year and since there was no bid from any other member , their first topic of Gynec Cytology was approved and this was also ratified by the GB. It was approved that another workshop would be on “Urine Cytology” and the local organizers will decide regarding the Convener and details of topics etc. Dr. Kamal made it very clear that last minute requests and applications for bidding for CME, Symposia & Workshops will not be entertained henceforth. The EC & GB agreed that **well prepared complete proposals with topics and speakers** should reach the Hon. Secretary 2 months before the EC meeting so that this can be circulated amongst the members of EC and their final opinion will be taken at the time of EC meeting & further ratified in GBM. And topics for at least 3 consecutive years should be ready. **Proposed by Dr. Jayram and seconded by Dr. K Suseela.**

#### **Agenda No. 15:**

**Suggestions regarding foreign faculties for next conference.**

It was decided to enquire from Dr. Pinto- the Chairperson for Foreign Affairs- whether he has talked to any foreign faculty during the last European Congress. **Proposed by Dr. C. V. Raghuvver and seconded by Dr. N. K .Chaturvedi**

#### **Agenda No. 16:**

**Bid for International Conference for the year 2016**

Till 2016 the International Conferences have been booked. It was discussed at length that if IAC is interested in holding the next International Cytology Congress then the most preferred venue would be Delhi. And it would be required to hire an event managing agency who would write a detailed proposal for bidding the congress in the standard format required by International Academy of Cytologists. Our IAC members stationed at Delhi were requested to form a committee and do further planning if they are willing to hold this Congress at Delhi.



### **Agenda No. 17:**

#### **Any other matter with the permission of the President.**

1. Dr. Rajat Mukherjee had sent a mail saying that they are facing difficulty in getting registration of State Chapter of Kolkata because the name should not start with 'Indian...'. It was discussed that as of now there is no FIXED name that IAC wants to give to its State Chapters. Therefore everybody suggested that he should try the other way round 'State Chapter of Kokata IAC' or any other name that will make their registration possible.

There was a proposal to start Karnataka Chapter of the IAC . A letter to this effect was submitted to the Secretary with names of IAC members who shall be on their executive council and was signed by Dr. Mukta Pai, Dr. U Dinesh, Dr. N. Jayaram & Dr.Lakshmi Rao. In principle it was approved earlier also that State Chapters may be started and that they should submit an undertaking to IAC Secretary, the form of which is available at the IAC site cytoindia.com. It was decided that as soon as the undertaking is submitted they can start their state chapter. **Proposed by Dr. Jayram and seconded by Dr. Manjula Jain.**

*Dr. Meherbano Mustafa Kamal. MD. PhD.  
Hon. Secretary, Indian Academy of Cytologists,*

### **I.A.C. FELLOWSHIP FOR 2012**

IAC announces 2 Fellowships for the year 2012 for IAC members. Apply to Honorary Secretary, Indian Academy of Cytology. You will have to do 1 month training at a I.A.C. accredited Laboratory. Take consent from the Incharge of the Lab./Head of Department.

### **ANNOUNCEMENT**

DVD's on Recent Advances in Pathology produced & edited by Dr. R.G. Wiseman Pinto will be released at CYTOCON 2012, Bhubaneswar. These will contain articles written by eminent Pathologists from India and Abroad. You can get free copies at CYTOCON 2012. Contact Dr. Pinto on M.09422641170  
E-Mail: [wisemanpinto@gmail.com](mailto:wisemanpinto@gmail.com).

### **Awardees for the year 2012**

#### **IAC Oration Award:**

**Dr. Vinod Shidham, MD, FRCPath, FIAC**

Director of Cytopathology, Wayne State University .

#### **Dr PN Wahi Academy Oration:**

Dr. Manjula Jain, New Delhi

#### **Ernest Fernandes Award:**

Col. (Dr.) U. S. Dinesh, Dharwar

#### **Dr. Subhash Kumari Gupta memorial Lecture :**

Dr Padam K. Agarwal, Lucknow.

#### **Nalini Bai Thakkar Award:**

Dr. Prabhu M, JIPMER, Pondicherry for 2011

#### **Jwala Devi Award:**

Mrs. Swati Dighe, Tata Memorial Hospital, Mumbai

#### **Sushil Malhotra Award or Cytotechnologists**

Mr. Jagruti Patel -Gujrat for 2011 for scoring highest marks in Cytotechnologist Examination.

#### **Bhasker Reddy Award for Cytotechnicians:**

Suvarna S Chavhan, Delhi for the year 2011

### **AWARDS FOR FREE PAPER PRESENTATION**

#### **Post Graduates:**

First Prize : Dr. Shruthi B,SDMCMSH, Dharwad

Second Prize: Dr. Poojan Agarwal, PGIMER,  
Dr. Ram Manohar Lohia Hospital,  
New Delhi.

Third Prize : Dr. Sachin Ramesh Chaudhari Seth  
GS Medical College, Mumbai

#### **Cytotechnologists:**

First Prize : Mr. Santhosh Joseph,  
Dept of Cytopathology, TMH

Second Prize : Mrs. Deshpande Dhanshri A, Nargis Dutt  
Memorial Cancer Hospital, Barshi

#### **Consultants:**

First Prize : Dr. Pampa Ch Toi, JIPMER,

Second Prize : Dr. Radhika Srinivasan, PGI, Chandigarh

### **POSTER PRESENTATION**

#### **Post Graduates:**

First Prize : Dr. Vasavi B, SDUMC, Kolar

Second Prize : Dr. Rizwan Javed, SDUMC, Kolar

Third Prize : Dr. Krithika Prasad, SDMCMSH, Dharwad

## OUR IAC

**IAC Kal Aaj Aur Kal :** Send your inputs regarding History, interesting or inspiring anecdotes from your memory- from any of conference you have attended in past. In Words or in pictures.



CYTOCON AT JAMNAGAR  
Dr. R. G. Wiseman Pinto & Dr. Nirag Jhale



CYTOCON AT JAMNAGAR  
Dr. R. G. Wiseman Pinto & Dr. P Santwani

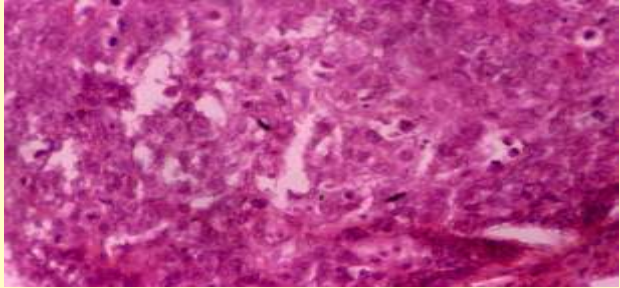
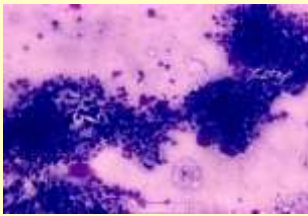
**IAC Archives :** Nothing scientific about it. Send interesting photographs from your paper albums or digital file. Reminiscences of past IAC conferences. From the venue or around.



CYTOCON 2011 DHARWAD  
A visit to SD Dental College, Dharwad revealed, surprising facts. This is the only non-US Dental College in the world applying for accreditation to American Dental College accreditation agency. Beside a building with beautiful landscape, the college also boasts of very good faculty & state of art facilities. The college also has a Guinness Award for tallest Cactus in the world.

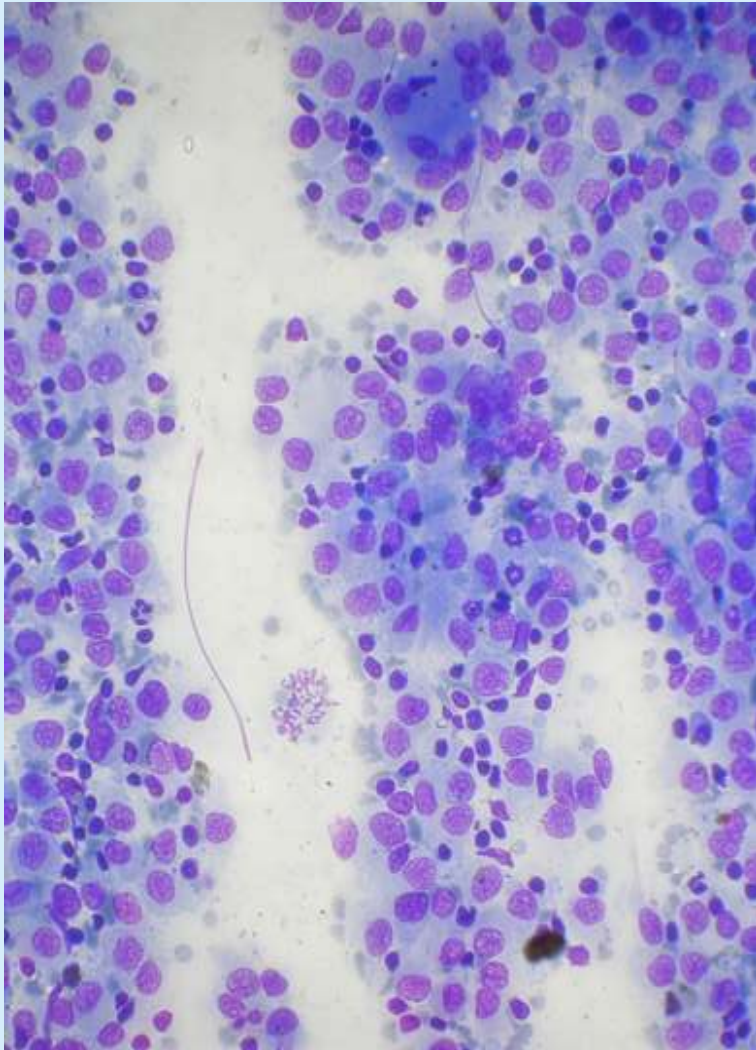






**Answer to Cytostat Quiz IAC News Bulletin August-September 2011**

*No body attempted to answer the clinical quiz. When a Pathologist himself doing Aspiration; he gets acquainted with many clinical & Imaging features. Recurrent Chalazion is the most common presentation of Meibomian Gland (Sebaceous) Carcinoma of eyelid.*



**CYTOSTAT QUIZ**

**IAC News Bulletin March April 2012**

A 2 year male child presented to a Physician with Right Sub-mandibular Lymphadenopathy. He was being treated for Seborreic Dermatitis by a Dermatologist. FNAC of Lymphnode was done. Cytodiagnosis led to Skeletal survey & Skin Biopsy of patient.

Guess the diagnosis. Send your answer to :

Mobile : 094141-86970 or

Email : drnareshrai@yahoo.co.uk

Kindly participate in Cytostat quiz by sending an instantly diagnostic digital image (or 2) with brief history.

*Dear IAC Members*

*I once again request you to participate in these new features :*

*IAC-KalAajAur Kal; IAC-Archives, Feedback & Cytostat quiz.*

*Photographs in JPG format & Text in MSW to Editor's Email address.*

*All IAC members are requested to send there E-mail addresses.*

**Medical Philately**

Spreading Cancer awareness needs a multi-agency campaign. Not only Doctors, but N.G.O.s, Governments, Media etc. should unite for early detection. Pap Smear has been successfully used by many countries to eradicate Cervical Cancer. 2 stamp issued by U.S. Postal services underline 2 other common Female & Male Cancer.

