



# I.A.C. NEWS BULLETIN

AN OFFICIAL NEWS BULLETIN OF INDIAN ACADEMY OF CYTOLOGISTS

No. 2

August - September 2011

## OFFICE BEARERS OF THE ACADEMY

### **President**

Dr. Manjula Jain, New Delhi

### **President Elect**

Dr. Ravi Mehrotra, Allahabad

### **Secretary**

Dr. Meharbono M Kamal, Nagpur

### **Treasurer**

Dr. A Sudha, Hyderabad

### **Editor Journal of Cytology**

Col VS Nijhawan, New Delhi

### **Editor Newsletter**

Dr. Naresh N Rai, Kota

### **Executive Council Members :**

Dr. Rajeev Saxena, Kota

Dr. Anshu, Wardha

Dr. Nalini Gupta, Chandigarh

Dr. Dev Prasoon, Munger

Dr. Reeni Malik, Bhopal

Dr. Rashmi Nichlani, Bhopal

### **Chairperson, EQA**

Dr. Radhika Srinivas, Chandigarh

### **Webmaster**

Col VS Nijhawan, New Delhi

### **Chairperson, Accreditation and**

### **Examination Committee of IAC**

Dr. Arvind Rajwanshi, Chandigarh

## *President's Message*



Dear Colleagues,  
Season's Greetings.

Cytology in India is practiced under diverse conditions, from high end multi-specialty Corporate hospitals & Teaching Institutions where Image assistance as well as Ancillary Techniques are available; to peripheral Hospitals, small & stand alone not very well equipped Diagnostic Laboratories. There is need for standardization of practice of cytology across the country. So that the results are uniform, from where-ever they are generated.

Indian Academy of Cytologists plays a very important role in not only making guidelines but also giving hands on training via Workshops, C.M.E.s and Conferences, covering basics to latest advancements in the field of cytology.

I urge upon all the post graduates, Residents and practicing Pathologists to attend the annual conference/workshop/ CME in large numbers, so that the deliberations can be disseminated to as many as possible & knowledge gained can be utilized in their practice of Cytopathology.

I am looking forward to welcoming you all to Dharwad (Karnataka) for our next annual conference in Nov 2011.

DR. MANJULA JAIN

Professor of Pathology

Lady Harding Medical College

New Delhi



**Editorial...**



**Eklavya & Dronacharya....**

**Teaching & Learning Cytopathology....**

A basic knowledge of Morphology, of Anatomic Pathology is essential to recognize & classify lesions in cytology. Wet fixed smears are then comfortably interpreted. But not the air-dried MGG stained FNAC smears. Being able to report Fine Needle Aspiration Cytology Smears require extra effort- more than the crispy nuclear details, something beyond the conventional Histopathological diagnostic expertise. A senior & experienced Histopathologist also has to learn the FNAC the way a beginner has to; & to commit mistakes in the process & to learn from mistakes.

And not only in Aspiration Cytology, but learning in every field of life you require a Teacher. Beside, everything in life teaches you, if you are perceptive enough.

The Andragogy of Cytopathology (Pathology in general & in fact Medical Science as a whole) require someone who can teach you. Books can teach you, but this is a person who makes the difference. A Teacher- more experienced & well-versed than you. The Teacher may be senior or Junior to you. You have to be in learning mode; not in a demanding role.

And even if a Teacher does not spoon feed, even if you do not get a tutelage, a well-qualified patronage- a little push in the right direction, a flash in the dark highway is sufficient to lead you to the top. If you self-train yourself, keeping the image of the teacher in mind; accelerating yourself after that little push, than you will ascend gradually.

Many of us in our generation of Cytopathologists had this Eklavya kind of learning. However, we need to develop a system of transferring knowledge, a mode of acquiring knowledge, a way to update ourselves.

We need to develop an Ashram, open to Arjuna, as well as to Eklavya.

*“To learn & never be filled, is wisdom;  
To teach & never be weary, is Love”*

**Editorial Office:**

**Dr. Naresh N. Rai**

**Professor & Head, Department of Pathology**

**Govt. Medical College, KOTA**

I/3, Medical College Campus, Rangbari Road, Kota

Tel. (R): 0744-2471170, (M)- 094141-86970

Email: drnareshrai@yahoo.co.uk

# Secretary's Message



**Secretary's Message**

Dear members, Dear Members,

The fever is on...the fever of attending the 41<sup>st</sup> IAC National Conference at SDM College of Medical Sciences & Hospital, Dharwad. Delegates must be busy preparing their talks and presentations. There was such a warm response, but a delayed one, that we had to extend the last date of submitting abstracts. While I am scrutinizing the abstracts, I am struck with awe and wonder, over the fact that cytology has expanded beyond imagination and there is no dearth of expertise in primarily diagnosing vast spectrum of lesions from variety of sites, both in the government and corporate sectors. I make no apology for a huge number of oral and poster presentations, in which we will all have to make difficult choices about what to attend or view. It is a tribute to the strength and continuing expansion of our discipline.

Overall the coming conference at Dharwad has a gratifyingly busy, comprehensive and diverse program. The deliberations of the conference will provide a unique opportunity to exchange experience and knowledge of contemporary practice and scientific advances in all branches of cytology from a variety of cultural and clinical environments. It will be a pleasure to listen to the veterans in cytology and also awardees of this year like Dr. Roshni Chinoy, Aruna Prayaga, Dr. Kusum Verma and Dr. Jose Schalper. I offer my sincere congratulations to them. The International faculties Dr. Damanski, Dr. Latha Pisharodi and Dr. Bryan Knight are world renowned cytologists and will enrich the CME and workshops with their deliberations. My very best to all the presenters for the Nalini Bhai Thakkar and Jwala Devi award sessions. Come on give an extraordinary edge to your presentations and a tough academic fight to each other!

Uneasy lies the head that wears the crown is so true for Dr. Col. U. S. Dinesh, the Organizing Secretary of this conference. Being an army man, he is more than structured and scrupulous in organizing such conferences, with the additional seasoning of 'discipline' in his work. The untiring efforts of Dr. Dinesh and his team will soon unfold and there is no chance of disappointment on any front.

So we hope to meet soon and enjoy while we learn from each other!

**Dr. Meherbano Mustafa Kamal. MD. PhD.**  
*Associate Professor,  
Hon. Secretary, Indian Academy of Cytologists,  
Department of Pathology,  
Government Medical Collage,  
Nagpur, 4400 22( Maharashtra) India.  
Mo:09850489754, 0712-2226952*

## FEEDBACK FOR MARCH-APRIL 2011 ISSUE

("The biggest room in the world is the room for improvement.")

Dear Dr. Rai,  
Congratulations for the new IAC bulletin for making it memorable. All the credit goes to you. Keep it up.

**Dr. Narendra Mogra**

Dear Dr. Naresh.

The MARCH- APRIL issue of IAC Newsletter has excellent coverings of Cytology events of our country and abroad. Please keep it up. **Congratulations!**

**Dr. Asitava Mondal**

Dear Dr Naresh,

Hearty congratulations for the release of the IAC news bulletin.

I had been to Malaysia, Singapore and Thailand and gave lectures at the universities there. Will send you the details so that you can put in next news bulletin.

Look forward to meet you at Dharwad in November during the conf.

Best wishes,

**Dr Patil**

## New IAC Members:

Dr. Puja Gupta, Moga, Punjab

Dr. Dharendra Kumar, New Delhi

Dr. Gagandeep Kaur, New Delhi

Dr. Prosanta Ranjan Pal, Hooghly

Dr. Pooja Bakshi, New Delhi

## Season's Greetings to All IAC Members



## NOTICE FOR VARIOUS MEETINGS

Journal Committee Meeting : 4.30 P.M. on 10th November, 2011

Executive Body Meeting : 6.00 P.M. on 10th November, 2011

General Body Meeting : 5.00 P.M. on 11th November, 2011

in Dr. D. Veerendra Heggade Kalakshetra in S.D.M. College of Medical Sciences & Hospital, Dharwad; during CYTOCON 2011; 41st Annual Conference of Indian Academy of Cytology.

### Agenda for General Body Meeting

1. Opening remarks by President
2. Approval of Minutes of last General Body meeting held at Eastern Zonal Cultural Centre, Salt Lake, Kolkata, during CYTOCON 2010.
3. Report of Secretary
4. Report of Treasurer
5. Report of Chairperson, A&E Committee.
6. Report of Editor, Journal of Cytology.
7. Report of Editor, News letter.
8. Report of Chairperson, EQA Committee.
9. To declare the results of nominations invited for the posts of President Elect 2012 and for the post of Treasurer for 2012-2014
10. To Elect/Nominate Indian Editor of Acta Cytologica 2011, 12 & 13.
11. Confirmation of venues for 3 subsequent conferences
12. Confirmation of recipients of PN Wahi Oration
13. To discuss topics of CME and workshop for the next conference at Cuttack.
14. Suggestions regarding foreign faculties for next conference.
15. Bid for International Conference for the year 2016
16. Any other matter with the permission of the President.

**Dr. Meharbano M. Kamal**  
Secretary IAC

## You are Invited



# CYTOCON-2011



The 41st Annual Conference of Indian Academy of Cytologists

We cordially invite you for **CYTOCON-2011**,  
41st ANNUAL CONFERENCE OF INDIAN ACADEMY OF CYTOLOGISTS,  
to be held on 10th to 13th of November, 2011,  
at SDM College of Medical Sciences and Hospital, Dharwad (Karnataka)

Welcome to the educational and cultural capital of Karnataka.



Organized by  
**Department of Pathology**  
SDM College of Medical Sciences,  
Dharwad  
e-mail: cytocon2011@gmail.com  
Phone: 0836-2477385

28-11-2010 15:43

## Awardees for the year 2011

### IAC Oration Award:

Dr. Jose Schalper, Vice President of International Academy of Cytology, Chile.

### Dr PN Wahi Academy Oration:

Dr. R.F. Chinoy, Mumbai

### Ernest Fernandes Award:

Dr. Aruna Prayaga, Hyderabad

### Dr. Subhash Kumari Gupta memorial Lecture :

Dr. Kusum Verma, Chairperson and Senior Consultant, Department of Cytopathology, Sir Ganga Ram Hospital, New Delhi.

### Nalini Bai Thakkar Award:

Dr. Madura Kulkarni, Govt. Medical College, Nagpur.

### Jwala Devi Award:

Mrs. Neelam Prabhudesai, TMH, Mumbai.

### Sushil Malhotra Award or Cytotechnologists

Mr. Hemendra Singh Tomar, Delhi

### Bhasker Reddy Award for Cytotechnicians:

Mr. Chirag Waghela, Mumbai

### IAC fellowship Nominee for 2011:

Dr. K. Sushila, Hyderabad.

### Satya Monga Award :

Dr. Upasna Gautam, PGI Chandigarh.

### Other Foreign Speakers in Dharwar

Dr. Henry Damanski, Sweden

Dr. Brian Knight, Australia

Dr. Lata Pisharoda, Rhode Island, U.S.A.



## FORTHCOMING EVENTS :



Contact :

**American Society of Cytopathology**

100 West 10th Street, Suite 605 Wilmington, DE 19801

Ph. (302) 543-6583 (Fax) : (302) 543-6597 E-mail : asc@cytopathology.org

Register at : [www.cytopathologymeeting.org](http://www.cytopathologymeeting.org)

### Program highlights include:

- Leopold Koss Lecture
- State of Art Symposium
- Poster & Platform Presentation
- Diagnostic Cytology Seminar
- Video Microscopy Tutorials
- Cytology Workshops
- Scientific and Technical Exhibits

## 2012 DIAGNOSTIC CYTOPATHOLOGY JAN 14 – 16, 2012 • SCOTTSDALE, ARIZONA HOTEL VALLEY HO

### *Practical Issues for Surgical & Cytopathologists*

**Course Director :** Celeste N. Powers

**Faculty :** Syed Z. Ali, Kristen A. Atkins, Taril M. Elsheikh, Ritu Nayar, Celeste N. Powers, Miguel A. Sanchez, Eva M. Wojcik

### **United States & Canadian Academy of Pathology**

3643 Walton Way Extension, Augusta, GA 30909 Ph. (706) 733-7550

Website : [www.uscap.org](http://www.uscap.org)



February 20-24, 2012

The Mauna Kea Resort Big Island of Hawaii (USA)

Women's Cancers: Surgical Pathologic, Cytologic, IHC and Molecular Diagnosis of Breast and Genital Tumors

Contact: Carol Haag, [info@scientificsymposiums.com](mailto:info@scientificsymposiums.com), telephone: 925-376-0217

### **INTERNATIONAL CME IN PATHOLOGY – HISTOPATHOLOGY AND CYTOPATHOLOGY**

2nd, 3rd and 4th, February 2012 Goa Medical College, Bambolim-Goa.

### **Organised by:**

Indian Academy of Cytologists, EFCS (European Federation of Cytology Societies) and IAC (International Academy of Cytology)

### **Faculty:**

Dr. Jerzy Klijanienko, Dr. Roberto Dina, Dr. Gilda da Cunha Santos, Dr. Ratnayake Palitha, Dr. Mathilda Boon, Dr. L.P. Kok, Dr. N.A. Jambhekar

### **Contact :**

Dr. R.G.W. Pinto,

3 Sunshine Bldg, Benard Guedes Road, Panaji Goa. 403001. India.

Tel: (0832) 2424177, Mobile: 09422641170. Email: [wisemanpinto@gmail.com](mailto:wisemanpinto@gmail.com)



**41<sup>st</sup> Annual Conference of  
Indian Academy of Cytologists**

10<sup>th</sup> to 13<sup>th</sup> November 2011

Organized by  
**DEPARTMENT OF PATHOLOGY**  
SDM COLLEGE OF MEDICAL SCIENCES AND HOSPITAL  
Dharwad - 580009, Karnataka., Phone: 0836 - 2477985.

Venue : Dr. D. Veerendra Heggade Kalakshetra

## SCIENTIFIC PROGRAMME

DATE	PROGRAMME
<p><b>10th November 2011 (Thursday)</b></p>	<p><b>Registration and C.M.E. on</b>  <b>"Demystifying gray zones in FNAC : A systematic approach"</b>            Moderator : Dr. Shubhada Kane, Tata Memorial Hospital, Mumbai            Speakers : Dr. Latha Pisharodi, Dr. Jose Schalper  <b>Inauguration : 5:30 PM</b>  <b>Entertainment Program : 6:30 PM</b>  <b>Inaugural Dinner : 8:30 PM</b></p>
<p><b>11th November 2011 (Friday)</b></p>	<p><b>P.N. Wahi Oration</b>            Dr. R.F. Chinoy, Consultant Pathologist, Prince Ali Khan Hospital, Mumbai  <b>Nalini Bai Thakkar award Paper Presentations</b>  <b>IAC Academy Oration</b>            Dr. Jose Schalper, Vice President IAC, Chile  <b>Jwala Devi award Paper presentations</b>  <b>Guest Lecture : Cytology of Soft tissue lesions</b>            Dr. Henryk Domanski, Sweden  <b>Free Paper &amp; Poster Presentation</b>  <b>Banquet : 7:00 PM</b></p>
<p><b>12th November 2011 (Saturday)</b></p>	<p><b>Ernest Fernandes Slide Seminar</b>            Dr. Aruna K. Prayaga, NIMS Hyderabad            Dr. Subhas Gupta Memorial Lecture            Dr. Kusum Verma, Sir Ganga Ram Hospital, Delhi  <b>Symposium : "How can we train our cytopathologists better"</b>            Moderator : Dr. Anshu, MGIMS Sewagram            Speakers : Dr. Jose Schalper, Dr. Arvind Rajwanshi, Dr. Sanjay Pal  <b>Guest Lecture : Quality assurance, Quality control and            New developments in cytopathology</b>            Dr. Latha Pisharodi, Rhode Island USA  <b>EQA programme presentation</b>            Dr. S. Radhika, PGI Chandigarh  <b>Valedictory Function : 6:00 PM</b></p>
<p><b>13th November 2010 Sunday</b></p>	<p><b>Workshop : (Two Parallel Sessions)</b>            Cell Block in Diagnostic Cytology            Conducted by : Dr. Col. U.S. Dinesh, SDM Medical College, Dharwad            Cervical Cytology            Conducted by : Dr. Lakshmi Rao, KMC Manipal</p>
<p>Organizing Secretary :  <b>Dr. Col. U.S. Dinesh</b>            Professor of Pathology            SDM College of Medical Sciences            &amp; Hospital            Dharwad-580 009 (Karnataka)            M.: 09449079325</p>	<p>Important Notes :</p> <ol style="list-style-type: none"> <li><b>Caution</b> : Consumption of liquor, Non-vegetarian food and tobacco is strictly prohibited in the premises of conference venue and campus. The Organizing Committee discourages the use of plastics in the Venue area.</li> <li><b>Photo ID</b> : Registered delegates are requested to send passport size color photograph with name and address on the reverse side or as attachment by email to <b>cytocon2011@sdmmedicalcollege.org</b> . This requirement for photo ID for all delegates.</li> <li><b>ATM</b> of SBI &amp; Syndicate Bank are available at the Venue.</li> </ol>

## TRIBUTARIES : News from around

Activities in different regions as per the input received by members

### SOUTH

Dr. Asitava mondal has been awarded Dr. S.J. Nagalotimath Memorial Oration in Excellence in Teaching and Medical Academics Award from KLE University, Belgam, Karnataka for the year 2011

Dr. Asitava mondal was Felicitated by College of Dental Sciences, Davangere, Karnataka; the lecture on "Imaging, Cytology and Histopathology of Maxillofacial Bone Lesions" as "Living Legend Symposium." in September, 2011



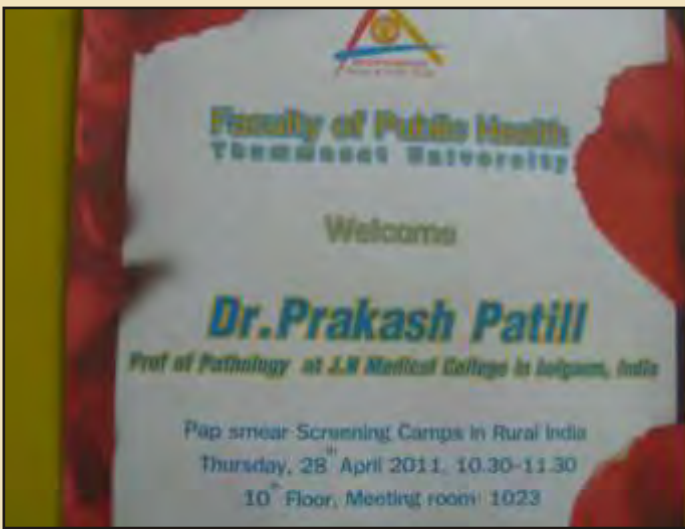
Dr Prakash Patil, Past President of IAC was invited to give lectures at Taylor's University in Kaula Lumpur, Malaysia, National University of Health Sciences, Singapore and Thammasat University at Bangkok, Thailand in April 2011. On 10th April Dr Patil spoke on Role of Pap smears in early diagnosis and prevention of Cervical Cancer, at Taylor's University .On 20th April, he spoke on Advances in Cervical cytology at NUHS, Singapore. On 28th April, Dr Patil gave talk at Thammasat University, on his experiences on Pap smear screening camps in rural India.



Dr. Patil in Taylor's university in Malaysia



Advances in Cervical cytology : Dr. Patil's Visit to NUHS, Singapore



Pap smear screening camps in rural India : Dr Patil's talk at Thammasat University



**VIDARBHA**

Dr. M. M. Kamal was invited as faculty, by The Amravati Obsterics & Gynecology Society, for the Oncology Workshop in F.O.G.S.I.'s Education Programme on Prevention of Cancer Cervix - July 2011. She delivered a talk on "Screening Technologies for Cancer Cervix".

**WEST BENGAL**

Dr. R.N. Ghosh Memorial CME-- Dr. Asitava Mondal delivered Lecture on Diagnostic Approach to Tumors in September, 2011 in Bankura, West Bengal

## OUR IAC

**IAC Kal Aaj Aur Kal :** Send your inputs regarding History, interesting or inspiring anecdotes from your memory- from any of conference you have attended in past. In Words or in pictures.



IAC Conference in, Goa Medical College,  
Bambolin, Goa 1998- Organized by  
Dr. R.G.W. Pinto



Inauguration of Cytocon 2004 at Bhopal :  
Dr. Reeni Malik (Org Secy), Dr. Bhardwaj (Org Chairman),  
Dr. Chaturvedi (President IAC), Dr. RGW Pinto (Secy, IAC) &  
Dr. Gouri Shankar Shejwar  
(Chief Guest & erstwhile H.M. of M.P.)



Cytocon 2006 at Ranchi  
Inaugural function



Cytocon 2008 at Ahmedabad  
Dr. Pinto, Dr. Verhest, Dr. Mondal, Dr. Satya, Dr. Barua



Cytocon 2008 at Ahmedabad, Dr. U.S. Dinesh, Dr. Pinto,  
Dr. Chetan Dharaiya (Organizing Secy),  
Dr. (Mrs.) Dharaiya



Cytocon 2010 at Kolkata Dr. Pinto,  
Dr. Phillip, Dr. Pinar & Dr. Mrs. Mondal



## OUR IAC

### IAC Kal Aaj Aur Kal



SURROUNDED : Cytocon 2004 at Bhopal Banquet & Dancing at the Palace - Dr. Pinto with Dr. Reeni & Dr. Kapoor



KAJRARE KAJRARE : Cytocon 2004 at Bhopal Banquet & Dancing at the Palace Dr. Pinto, Dr. Reeni



POST-CME POSE :  
IAC members conduct CME in Goa January 2010:  
Dr. Naresh N. Rai, Dr. Reeni Malik & Dr. Pinto



Dr.Lakmini mudduva from srilanka and delegates from A.P.  
With Dr. Orell at Cytocon 2003, Pune (AFMC).



Drs. Gita Jayaram, C.V. Raghuvver, Sudha at  
cytocon 2004 Bhopal.



Banquet at cytocon 2003, AFMC, Pune

## OUR IAC

### IAC Kal Aaj Aur Kal



Drs. Sridevi amma, chandralekha, Sudha at dhanvantari auditorium in cytocon 2003, AFMC, Pune.



Imbibing from the Icon of Cytology :  
Dr. Naresh N. Rai & Dr. Saurabh Gupta with Dr. Dilip K. Das


**IAC Archives :** Nothing scientific about it. Send interesting photographs from your paper albums or digital file. Reminiscences of past IAC conferences. From the venue or around.



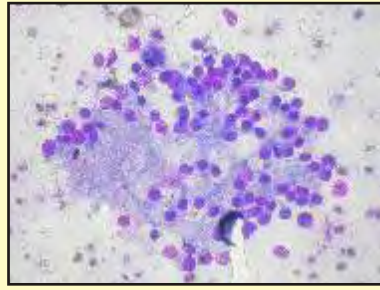
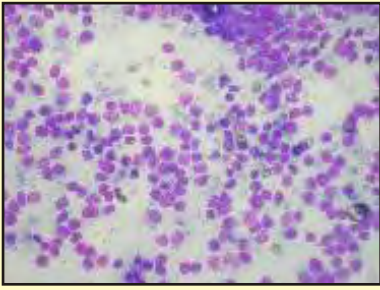
Sunset at a Manglore Beach : Cytocon-2002



Sabarmati ashram, Ahmedabad- Cytocon 2009



Sabarmati ashram in Ahmedabad Cytocon-2009



**Answer to Cytostat Quiz IAC News Bulletin  
March-April 2011**

3 Members attempted Answers :

Dr. Tejal Shah (Baroda) & Dr. Hemant Sharma :  
Neuroblastoma.

Dr. Kishore (PGIMER, Chandigarh) : N.H.L.

**ANSWER :**

In USG guided FNAC, it was apparent that it is less likely to be Adrenal Neuroblastoma, as it was not in upper pole. It was signed out as Peripheral Neuro-Ectodermal Tumor (PNET) in FNAC.. Nephrectomy was done & same diagnosis was given in Histopathology. Tumor was peri-renal- touching renal capsule, but not infiltrating parenchyma. Blocks were sent for I.H.C. - diagnosis was confirmed.



**CYTOSTAT QUIZ**

**IAC News Bulletin August-September, 2011**

A 52 year Bengali Male presented with recurrent Chalazion, Left upper Eye Lid. FNAC diagnosis led to referral to a Plastic Surgeon for Lid resection & reconstruction. Histopathology confirmed the diagnosis.

Clinical Phtograph is given here. Guess the diagnosis.

Send your answer to :

Mobile : 094141-86970 or

Email : drnareshrai@yahoo.co.uk

Kindly participate in Cytostat quiz by sending an instantly diagnostic digital image (or 2) with brief history.

*Dear IAC Members*

*I once again request you to participate in these new features :*

*IAC-Kal Aaj Aur Kal*

*IAC-Archives, &*

*Cytostat quiz*

*Photographs in JPG format & Text in MSW to Editor's Email address.*

*All IAC members are requested to send there E-mail addresses.*

**Medical Philately**



The USA issued in 1965 the stamp "Fighting Cancer with Microscope and Stethoscope", and emphasizing its early diagnosis, and a first day of issue cover shows the Pap smear being fixed with a drop of cytological fixative.